

Experiment with light levels to create the aesthetics you want. Complement your accent lighting with soft and comfortable illumination.

48V SYSTEM

Reggiani

Reggiani

Contents

| | |
|---------------------|-----|
| Yori Evo 48V | 27 |
| Yori Evo 48V - Zoom | 57 |
| Yori Pendant 48V | 69 |
| Incline 48V | 91 |
| | |
| Track 48V | 155 |

EN Building on our revolutionary Ghostrack system with patented miniaturized drivers that seamlessly integrate with our 230V track, we bring the same flexibility and technical sophistication to 48V platforms. This comprehensive system of projectors, pendants, and linear fixtures offers high efficacy (<math><130\text{ lm/W}</math>), low glare (<math>\text{UGR}<15</math>), tunable white LED options, Bluetooth controls, and is ideal for commercial, retail, and hospitality environments.

IT Partendo dal concept del nostro rivoluzionario sistema Ghostrack con driver miniaturizzati brevettati che si integrano perfettamente nei binari 230V, portiamo ora la stessa flessibilità e sofisticatezza tecnica sulle piattaforme a 48V. Questo sistema completo di proiettori, sospensioni e lineari offre elevata efficienza (<math><130\text{ lm/W}</math>), basso abbagliamento (<math>\text{UGR}<15</math>), opzioni LED Tunable White e controlli Bluetooth, ideale per ambienti commerciali, retail e hospitality.

230V System





48V System

48V System

130 lm/W
(Fixture efficacy)

^{EN} High Efficacy (up to 130 lm/W)
^{IT} Alta efficienza (fino a 130 lm/W)

2700K - 6500K

^{EN} Tunable White options
^{IT} Opzioni Tunable White

CASAMBI

^{EN} Bluetooth options (CASAMBI)
^{IT} Opzioni Bluetooth (CASAMBI)






EN A complete 48V system: projectors, pendants and linear products for your low voltage projects. The system features Yori Evo 48V, Yori Pendant 48V, Incline 48V and a range of 48V tracks with standard and deep profiles.

IT Un sistema 48V completo: proiettori, sospensioni e prodotti lineari per i tuoi progetti a bassa tensione. Il sistema include Yori Evo 48V, Yori Pendant 48V, Incline 48V e una gamma di binari a 48V con profili standard e deep.












Choose your favourite 48V product





Spotlights

p.25

Yori Evo 48V
Yori Evo 48V - Zoom



Pendants

p.67

Yori Pendant 48V



Linears

p.89


Incline 48V - Opal
Incline 48V - Prismatic
Incline 48V - Dark Performance UGR<19
Incline 48V - Dark Performance Adjustable
Incline 48V - Dark Performance UGR<15
Incline 48V - Wall Washer



48V Tracks

p.155

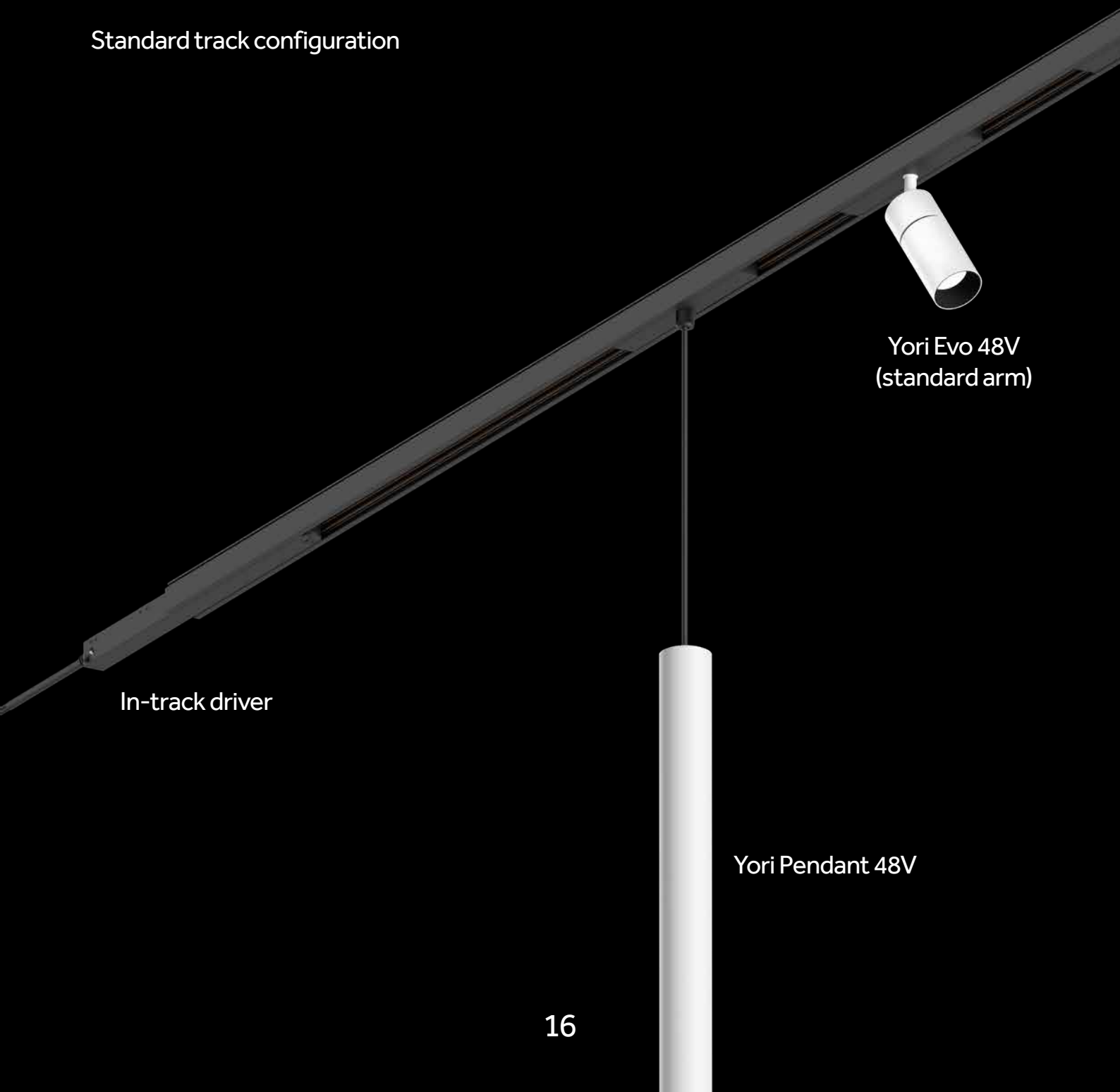
Recessed
Surface/Pendant
Pendant Indirect
Pendant Double



EN Create a custom lighting setup by combining Yori Evo 48V spotlights, Yori Pendant 48V suspension fixtures, and the Incline 48V linear family. With the new In-track driver, your 48V configuration offers greater flexibility than ever before. Choose between standard and Deep tracks to complete your design.

IT Crea la tua configurazione, combinando i proiettori Yori Evo 48V, le sospensioni Yori Pendant 48V, e la famiglia di lineari Incline 48V così da avere un risultato illuminotecnico personalizzato. Con In-track driver la tua configurazione sarà ancora più flessibile e senza vincoli. Scegli tra binari standard e Deep e crea il tuo progetto.

Standard track configuration



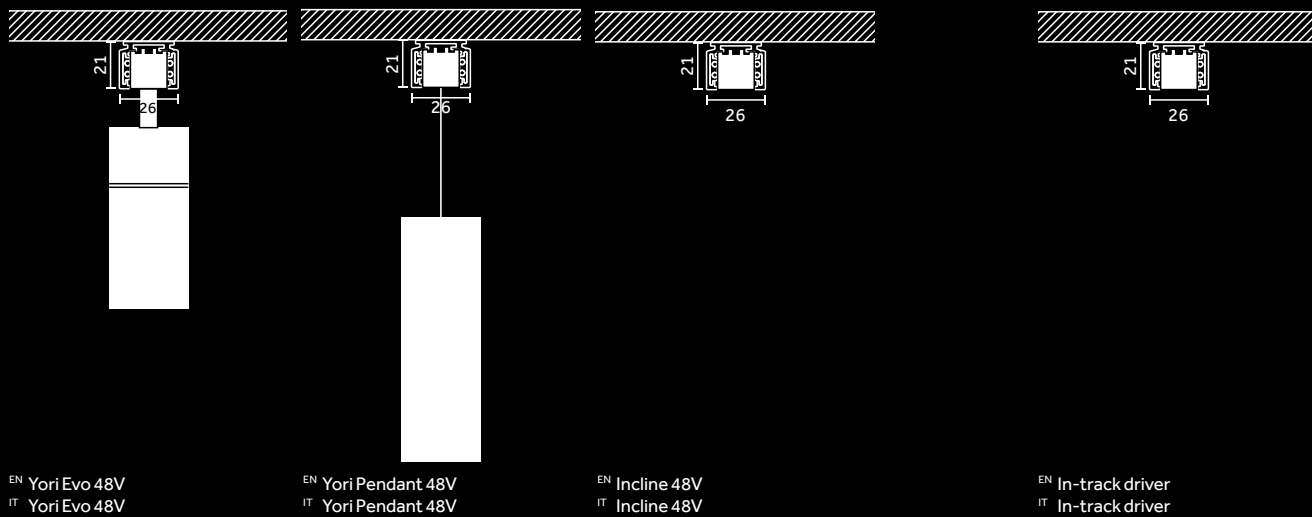
In-track driver

Yori Evo 48V
(standard arm)

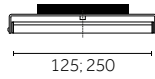
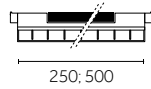
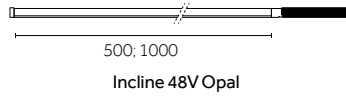
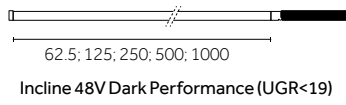
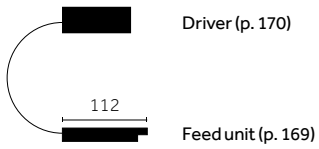
Yori Pendant 48V



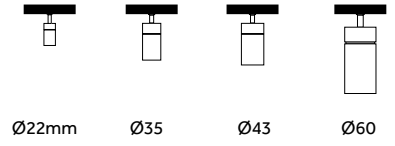
Incline 48V



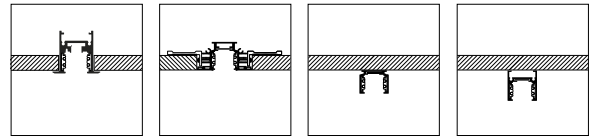
48V Standard track product families



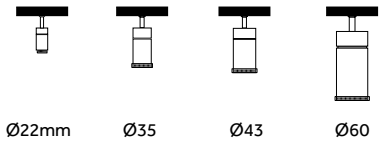
Incline 48V (p.155)



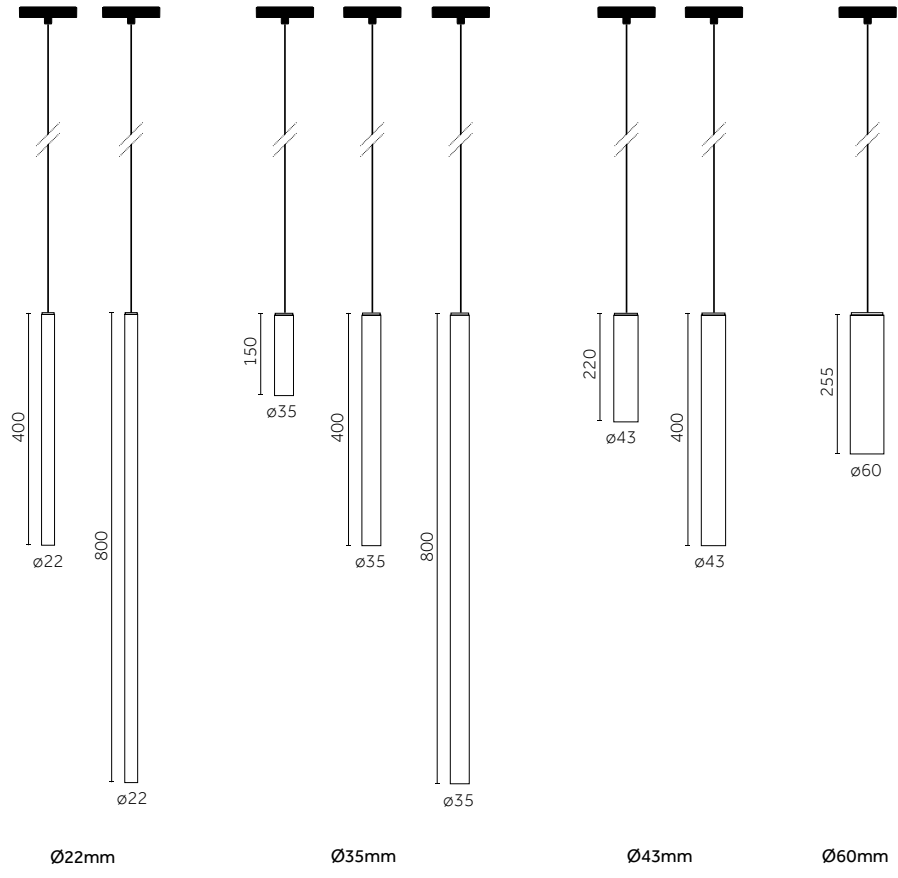
Yori Evo 48V (p.47)



Track 48V - Recessed Trim
 Track 48V - Recessed Trimless
 Track 48V - Surface/Pendant Slim
 Track 48V - Surface/Pendant

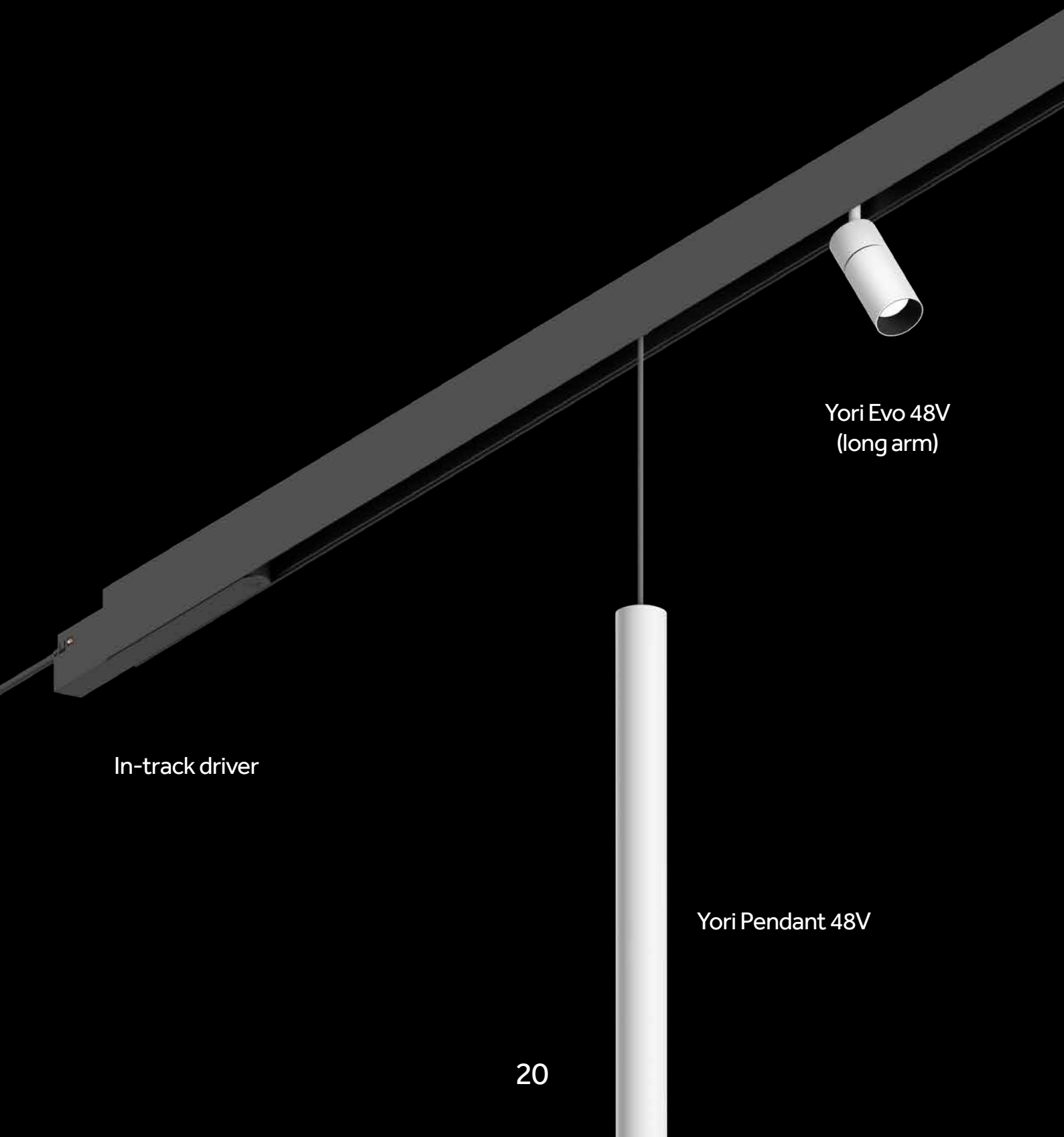


Yori Evo 48V - Zoom (p.57)



Yori Evo 48V Pendant (p.69)


Deep track configuration



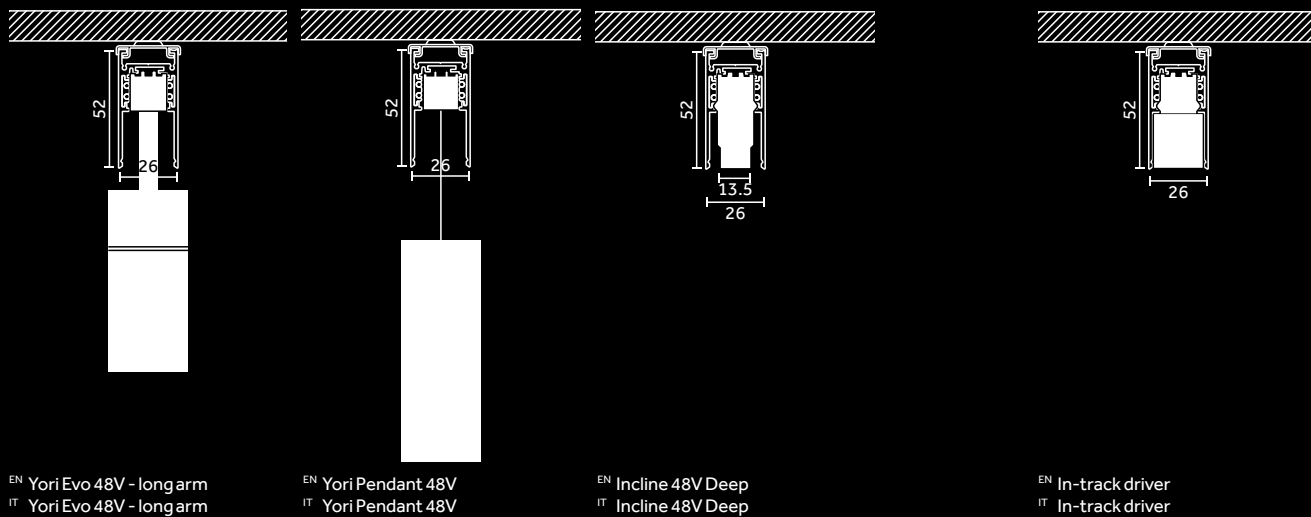
In-track driver

Yori Evo 48V
(long arm)

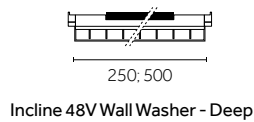
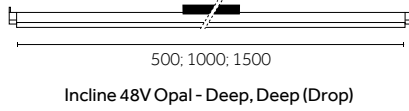
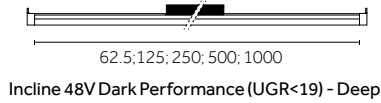
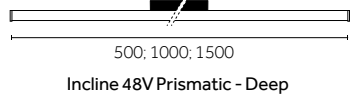
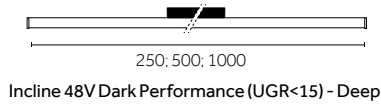

Yori Pendant 48V



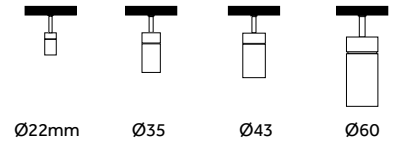
Incline 48V



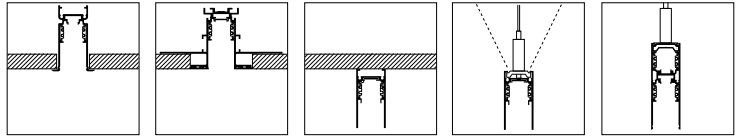
48V Deep Track product families



Incline 48V (p.155)



Yori Evo 48V Long Arm (p.47)



Track 48V -
Deep Recessed
Trim

Track 48V -
Deep Recessed
Trimless

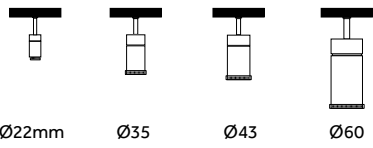
Track 48V -
Deep Surface/
Pendant

Track 48V -
Deep Pendant/
Indirect

Track 48V -
Deep Pendant/
Double*



*Incline 48V standard (for indirect light in double track)



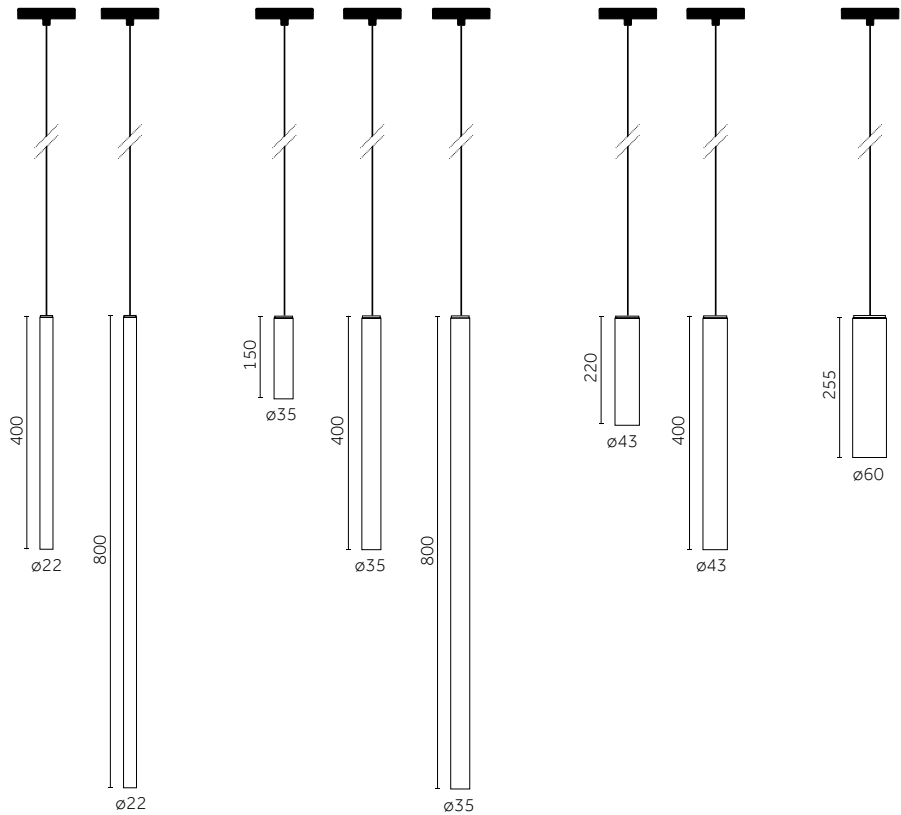
Ø22mm

Ø35

Ø43

Ø60

Yori Evo 48V - Zoom Long Arm (p.57)



Ø22mm

Ø35mm

Ø43mm

Ø60mm

Yori Evo 48V Pendant (p.69)














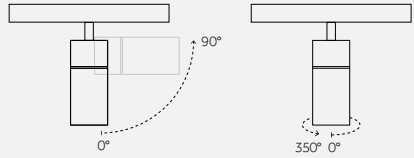
Spotlights


Yori Evo 48V

EN Yori 48V is a compact, high-performance projector engineered specifically for low-voltage systems. It preserves the Yori family's signature qualities, including sleek design, sophisticated finishes, and exceptional lighting performance. Available in 4 dimensions, different LED color temperatures and beams, Yori 48V enables maximum versatility. Available with CRI>90, it provides superior color accuracy.

IT Yori 48V è un proiettore compatto ad alte prestazioni progettato specificamente per sistemi a bassa tensione. Mantiene le caratteristiche distintive della famiglia Yori, inclusi il design elegante, le finiture sofisticate e un'eccezionale performance luminosa. Con le sue quattro dimensioni, le diverse temperature di colore LED e fasci di luce, Yori 48V offre la massima versatilità. Disponibile con CRI>90, garantisce un'ottima accuratezza dei colori.



| | | | |
|--|---|--|--|
| <p>Versions/ Versioni</p> | | | |
| <p>Yori Evo 48V</p> |  <p>Yori Evo 48V</p> |  <p>Yori Evo 48V - Long Arm</p> | |
| <p>Finishes/ Finiture</p> |  <p>12 Embossed matte white/ Bianco opaco gofrato</p> |  <p>31 Embossed matte black/ Nero opaco gofrato</p> | |
| <p>Special finishes/ Finiture speciali</p> |  <p>01 Chrome/ Cromo</p> |  <p>B0 Royal matte black/ Nero opaco royal</p> |  <p>C0 Royal matte white/ Bianco opaco royal</p> |
|  <p>D0 Brushed brass/ Ottone spazzolato</p> |  <p>E0 Brushed gold/ Oro spazzolato</p> |  <p>L0 Antiqued brushed bronze/ Bronzo antico spazzolato</p> | |
|  <p>M0 Brushed aluminium/ Alluminio spazzolato</p> |  <p>N0 Brushed copper/ Rame spazzolato</p> |  <p>T1 Anodized Bronze/ Bronzo Anodizzato</p> | |
| <p>Adjustability/ Orientabilità</p> |  <p>Horizontal axis/ Asse orizzontale</p> <p>Vertical axis/ Asse verticale</p> | | |
| <p>IP</p> | <p>20</p> | | |
| <p>Control systems</p> | <p>On/Off, DALI, Bluetooth. On request: Dimmer on board</p> | | |
| <p>Insulation class</p> | <p>II</p> | | |
| <p>Certifications</p> | <p>CE UK ENEC</p> | | |



Ø22mm

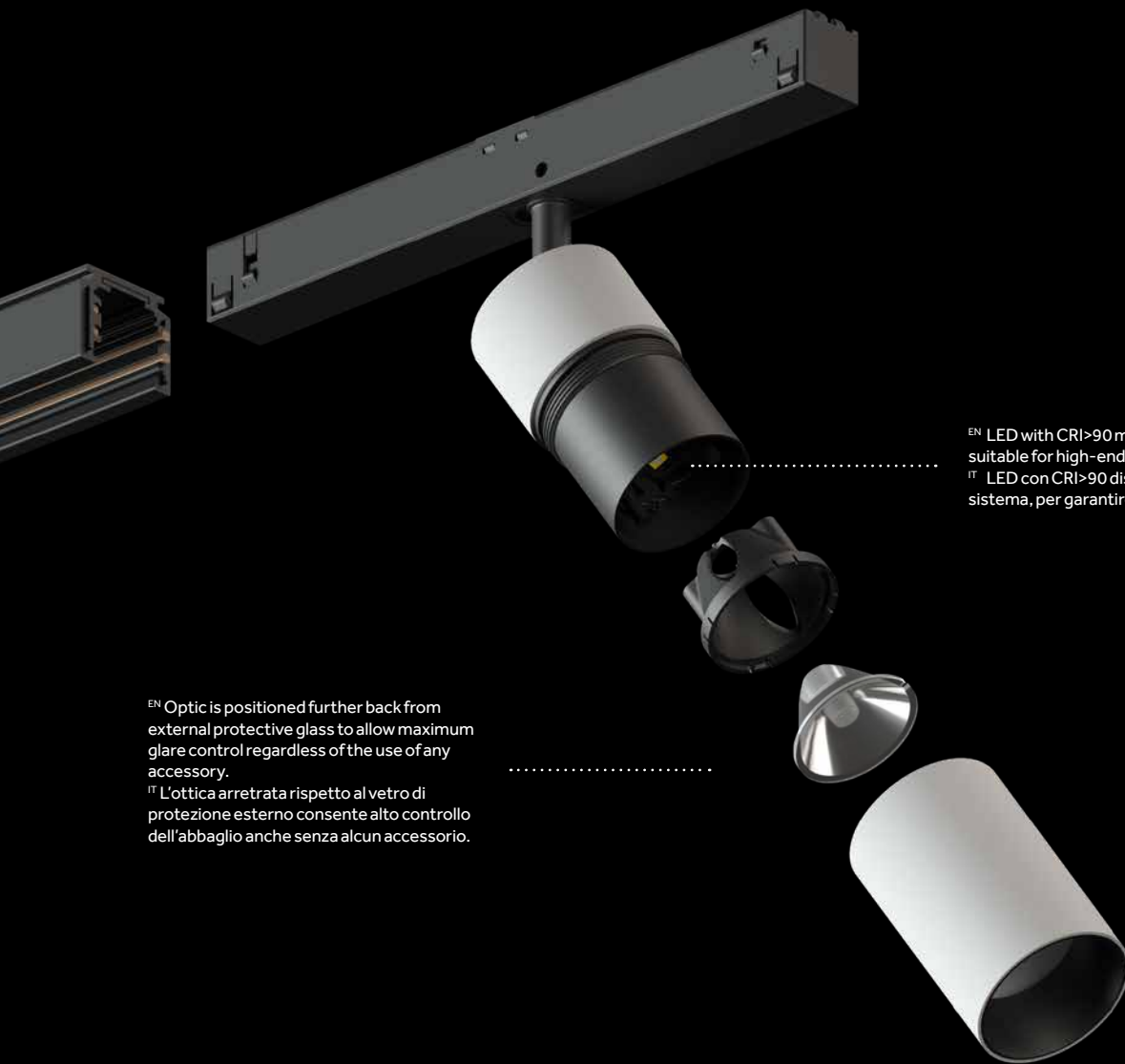
Ø35mm



Ø43mm

Ø60mm

A quality light



^{EN} Optic is positioned further back from external protective glass to allow maximum glare control regardless of the use of any accessory.

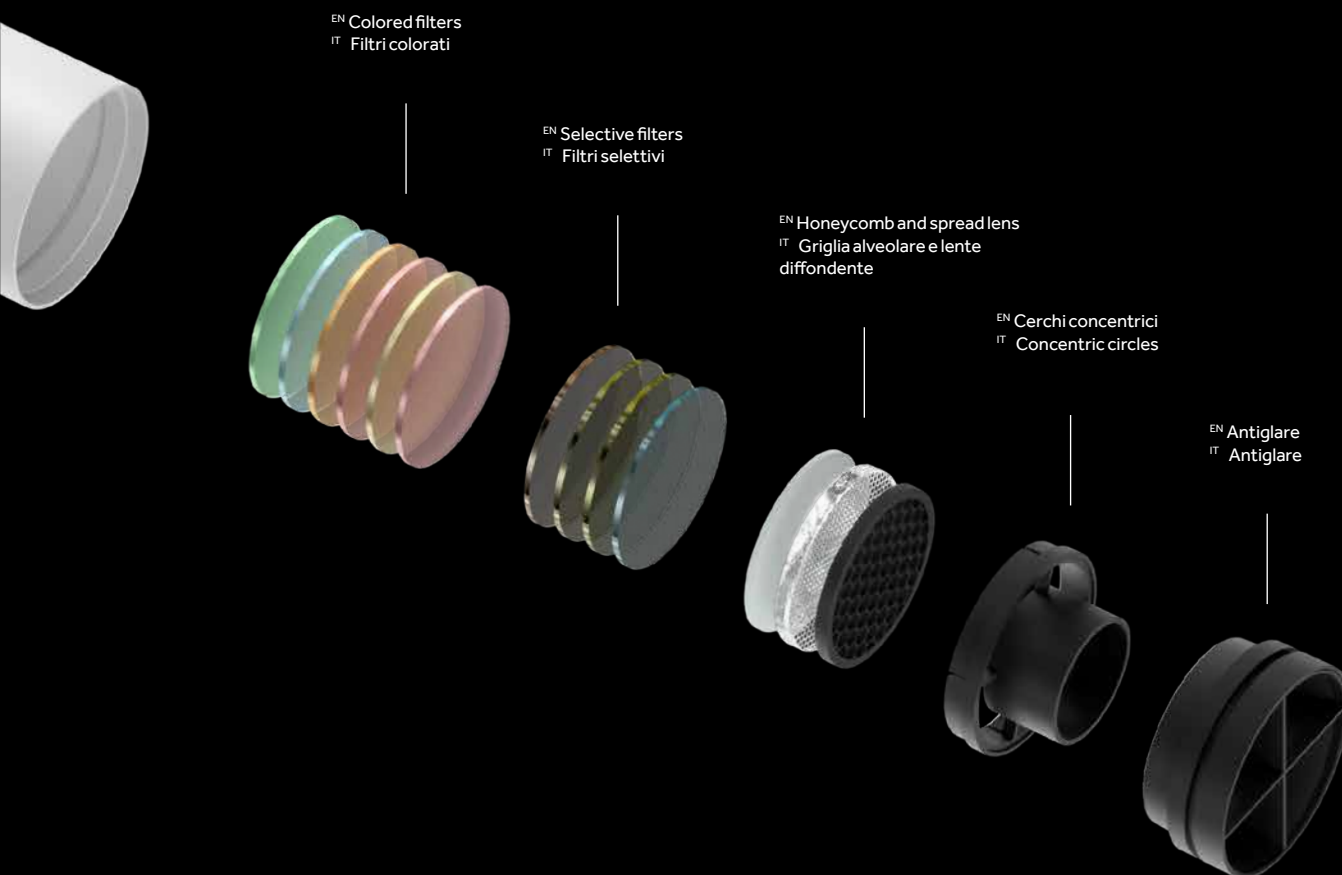
^{IT} L'ottica arretrata rispetto al vetro di protezione esterno consente alto controllo dell'abbaglio anche senza alcun accessorio.

^{EN} LED with CRI>90 making the whole range suitable for high-end applications.

^{IT} LED con CRI>90 disponibile per tutto il sistema, per garantire luce di qualità.

EN Yori Evo 48V is available with a range of integrated accessories: from selective filters to modify the color temperature, to colored filters for optional light effects. Spread lens, honeycomb and anti-glare screens complete the range. The concentric circles antiglare accessory can be used on narrow beam light fixtures to reduce glare and further focus the light beam.

IT Yori Evo 48V è disponibile con differenti accessori integrati: dai filtri selettivi per variare la temperatura colore, ai filtri colorati per opzionali effetti di luce. Lente diffondente, schermi alveolari e antiglare completano la gamma. L'accessorio antiglare a cerchi concentrici può essere utilizzato sui fasci stretti per ridurre l'abbagliamento e concentrare il fascio.



EN Yori with antiglare concentric circles accessory.
IT Yori con accessorio antiglare a cerchi concentrici.




EN The antiglare concentric circles accessory creates a focused light beam, ideal for shop windows.
IT L'accessorio antiglare a cerchi concentrici crea un fascio di luce concentrato, ideale per vetrine.

^{EN} Yori Evo 48V features a range of interchangeable optics: Precision for high candela values and ultra-narrow beams, and Performance for high output and efficiency.

^{IT} Yori Evo 48V dispone di una serie di ottiche intercambiabili: ottiche Precision per valori di candela elevati e fasci super stretti, ottiche Performance per un'alta emissione luminosa e un'elevata efficienza.

Precision



Narrow, medium, wide


High candela value up to 50.000 cd with controlled and soft distribution



^{EN} Lenses made of temperature-resistant plastic (stabilised up to 140°C), self-extinguishing (V0 rating), with LOR up to 89%.

^{IT} Lenti in materiale plastico resistente ad alte temperature, stabilizzate fino a 140°, autoestinguente V0 con efficienza fino all'89%.

Performance




Narrow, medium, wide
High efficacy up to 130 lm/W



^{EN} Reflectors made of 99% pure aluminium, with surface treatment; LOR up to 90%, and anti-reflective safety glass with high light transmission (99%).

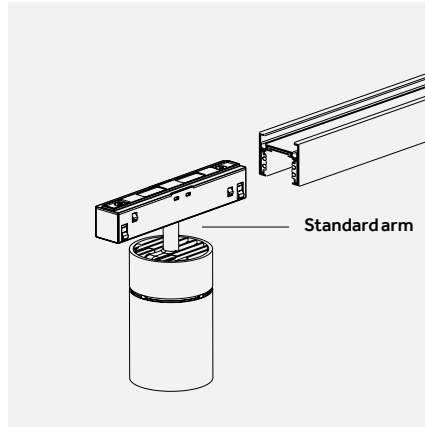
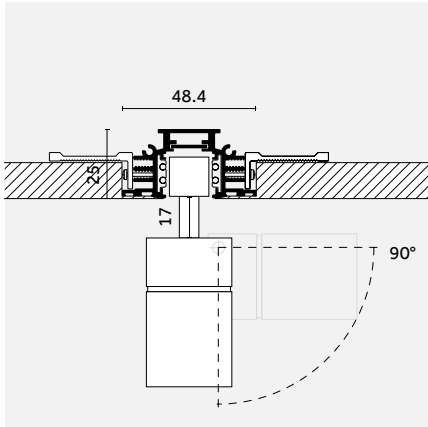
^{IT} Riflettori in alluminio puro al 99%, con trattamento superficiale, efficienza fino al 90% e vetro di protezione antiriflesso ad alto indice di trasmissione (99%).

For standard and deep track

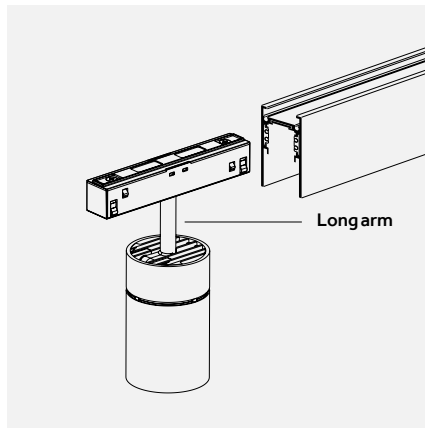
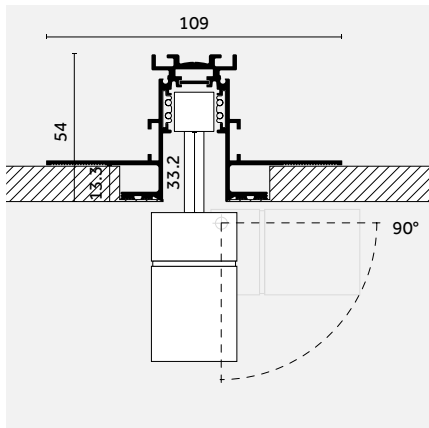


EN Yori Evo 48V is available with standard arm for standard track and long arm for deep track.

IT Yori Evo 48V è disponibile sia con braccio standard che con braccio lungo per binari deep.



EN Standard arm for standard track
IT Braccio standard per binari standard




EN Long arm for Deep Track
IT Braccio lungo per binari Deep.

Light in your hands

EN To provide a customizable control system, we've integrated Bluetooth technology into our 48V products. You can adjust the lighting of individual fixtures or groups, set timers and scenes, and synchronize indoor lighting with the external ambient light. Choose Yori with built-in Bluetooth or control the 48V system with the Casambi Bluetooth device.

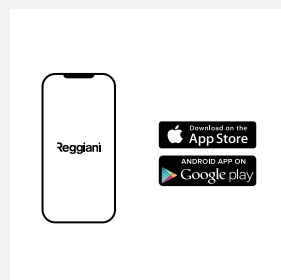
IT Per offrire un sistema di controllo personalizzabile, abbiamo integrato la tecnologia Bluetooth nei prodotti del sistema 48V. Potrai regolare l'illuminazione di singoli apparecchi o di gruppi, impostare timer e scene, e armonizzare la luce interna con l'illuminazione ambientale esterna. Scegli Yori con Bluetooth integrato o controlla il sistema 48V con il dispositivo Bluetooth Casambi.



EN Yori with built-in Bluetooth.
IT Yori con Bluetooth integrato:



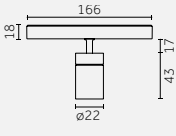
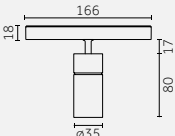
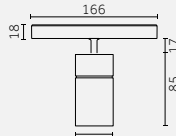
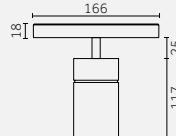
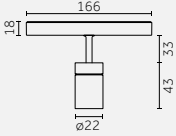
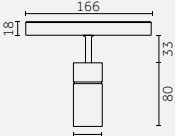
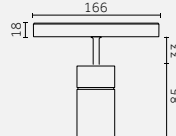
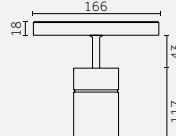


EN Casambi Bluetooth device.
IT Dispositivo Casambi per track



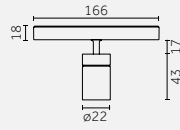
EN The Casambi APP can be downloaded directly from the Apple App Store and Google Play Store.
IT L'APP Casambi può essere scaricata direttamente da Apple App Store e Google Play Store.



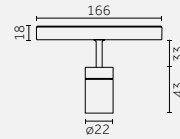
Technical info & codes

| | Ø 22 mm | Ø 35 mm | Ø 43 mm | Ø 60 mm |
|--|---|--|---|---|
| Yori Evo 48V |  <p>p.42</p> |  <p>p.43</p> |  <p>p.44-45</p> |  <p>p.46-47</p> |
| Yori Evo 48V Long Arm |  <p>p.42</p> |  <p>p.43</p> |  <p>p.44-45</p> |  <p>p.46-47</p> |
| △ Precision | Narrow (10°) Medium (28°) Wide (33°) | Narrow (11°) Medium (26°) Wide (33°) | Very narrow (8°) Narrow (16°) Medium (23°) Wide (34°) | Narrow (14°) Medium (21°) Wide (40°) |
| △ Performance | | | Narrow (16°) Medium (23°) Wide (34°) | Narrow (16°) Medium (21°) Wide (40°) |
| Light source/ Sorgente luminosa | <p>POWER LED 2 W 245 lm - 286 lm L90 B10=50,000 h 2700 K; 3000 K; 4000 K SDCM <3 CRI >90</p> <p>On request: (3500K, CRI >90)</p> | <p>POWER LED 3,5 W; 7 W 355 lm - 720 lm L90 B10=50,000 h 2700 K; 3000 K; 4000 K SDCM <3 CRI >90</p> <p>On request: (3500K, CRI >90)</p> | <p>POWER LED 5 W; 10 W 550 lm - 1334 lm L90 B10=50,000 h 2700 K; 3000 K; 4000 K SDCM <3 CRI >90</p> <p>On request: (3500K, CRI >90)  Tunable white (2700K-6500K)</p> | <p>POWER LED 9 W; 12 W; 17 W 725 lm - 2208 lm L90 B10=50,000 h 2700 K; 3000 K; 4000 K SDCM <3 CRI >90</p> <p>On request: (3500K, CRI >90)  Tunable white (2700K-6500K)</p> |

Ø 22 mm | Precision



Standard



Long arm



Code example:

0 - BN60 B - HW 12

Accessories: p.48
Track 48V: p.155-166

Notes:
- In chart nominal Lumen/In tabella Lumen nominali.

Photometric data:
www.reggiani.net

2 W POWERLED Lumen delivered up to 87 lm / Lumen maintenance: L90 B10=50,000h

| Driver | Version | Optics | LED | K | CRI | lm | SDCM | Finishes |
|--------------------|--------------------------|---------------------|--------------------------------|------|-----|-----|------|-----------|
| 0 On-Off | BN60 Standard arm | B 10° Narrow | HW | 2700 | >90 | 245 | <3 | 12 |
| D DALI | HN60 Long arm | E 28° Medium | HQ | 3000 | >90 | 264 | <3 | 31 |
| H Bluetooth | | H 33° Wide | HN | 4000 | >90 | 286 | <3 | Special |
| | | | On request: 3500K (CRI >90) | | | | | 01 |
| | | | | | | | | B0 |
| | | | | | | | | C0 |
| | | | | | | | | D0 |
| | | | | | | | | E0 |
| | | | | | | | | L0 |
| | | | | | | | | M0 |
| | | | | | | | | N0 |
| | | | | | | | | T1 |



Yori Evo 48V
Standard arm for Track 48V:
Recessed (p.158-159)
Surface/Pendant (p.162-163)

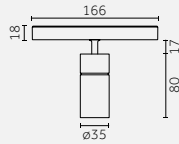


Yori Evo 48V
Long arm for Track 48V:
Deep Recessed (p.160-161)
Deep Surface/Pendant (p.164)
Deep Pendant-Indirect (p.165)
Deep Pendant-Double (p.166)

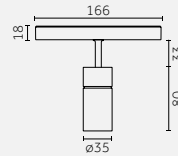


Yori Evo 48V
Standard arm / Long arm
for Traceline - Track 48V
visit reggiani.net

Ø 35 mm | Precision



Standard



Long arm



Code example:

O . **BR40** **B** . **HW** **12**

Accessories: p.49
Track 48V: p.155-166

Notes:

- In chart nominal Lumen/In tabella Lumen nominali.

Photometric data:
www.reggiani.net

PRO 3,5W POWER LED Lumen delivered up to 290lm / Lumen maintenance: L90B10=50,000h

| Driver | Version | Optics | LED | K | CRI | lm | SDCM | Finishes |
|---------------------------|----------------------|---------------------|-----------|------|-----|-----|------|-----------|
| O On-Off | BR40 Standard | B 11° Narrow | HW | 2700 | >90 | 355 | <3 | 12 |
| D DALI | CR40 Longarm | E 26° Medium | HQ | 3000 | >90 | 357 | <3 | 31 |
| H Bluetooth | | H 33° Wide | HN | 4000 | >90 | 405 | <3 | Special |
| Onrequest: 3500K (CRI>90) | | | | | | | | 01 |
| | | | | | | | | B0 |
| | | | | | | | | C0 |
| | | | | | | | | D0 |
| | | | | | | | | E0 |
| | | | | | | | | L0 |
| | | | | | | | | M0 |
| | | | | | | | | N0 |
| | | | | | | | | T1 |

PRO 7W POWER LED Lumen delivered up to 290lm / Lumen maintenance: L90B10=50,000h

| Driver | Version | Optics | LED | K | CRI | lm | SDCM | Finishes |
|---------------------------|----------------------|---------------------|-----------|------|-----|-----|------|-----------|
| O On-Off | BR42 Standard | B 11° Narrow | HW | 2700 | >90 | 635 | <3 | 12 |
| D DALI | CR42 Longarm | E 26° Medium | HQ | 3000 | >90 | 669 | <3 | 31 |
| H Bluetooth | | H 33° Wide | HN | 4000 | >90 | 720 | <3 | Special |
| Onrequest: 3500K (CRI>90) | | | | | | | | 01 |
| | | | | | | | | B0 |
| | | | | | | | | C0 |
| | | | | | | | | D0 |
| | | | | | | | | E0 |
| | | | | | | | | L0 |
| | | | | | | | | M0 |
| | | | | | | | | N0 |
| | | | | | | | | T1 |



Yori Evo 48V
Standard arm for Track 48V:
Recessed (p.158-159)
Surface/Pendant (p.162-163)

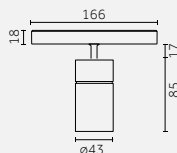


Yori Evo 48V
Long arm for Track 48V:
Deep Recessed (p.160-161)
Deep Surface/Pendant (p.164)
Deep Pendant-Indirect (p.165)
Deep Pendant-Double (p.166)

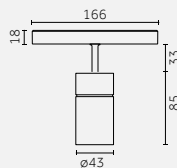


Yori Evo 48V
Standard arm / Long arm
for Traceline - Track 48V
visit reggiani.net

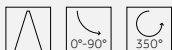
Ø 43 mm | Precision



Standard



Longarm



Code example:

0 - DR41 A - HW 12

Accessories: p. 50
Track 48V: p. 155-166

Notes:
- In chart nominal Lumen/In tabella Lumen nominali.

Photometric data:
www.reggiani.net

PRO 5W POWERLED Lumen delivered up to 535lm / Lumen maintenance: L90 B10=50,000h

| Driver | Version | Optics | LED | K | CRI | lm | SDCM | Finishes |
|--------------------|----------------------|-------------------------|-----------|---|-----|-----|------|-----------|
| 0 On-Off | DR41 Standard | A 8° Very narrow | HW | 2700 | >90 | 550 | <3 | 12 |
| D DALI | FR41 Longarm | B 16° Narrow | HQ | 3000 | >90 | 594 | <3 | 31 |
| H Bluetooth | | E 23° Medium | HN | 4000 | >90 | 640 | <3 | Special |
| | | H 34° Wide | | Onrequest: 3500K (CRI >90) ● Tunable white: (2700K-6500K) | | | | 01 |
| | | | | | | | | B0 |
| | | | | | | | | C0 |
| | | | | | | | | D0 |
| | | | | | | | | E0 |
| | | | | | | | | L0 |
| | | | | | | | | M0 |
| | | | | | | | | N0 |
| | | | | | | | | T1 |

PRO 10W POWERLED Lumen delivered up to 1070lm / Lumen maintenance: L90 B10=50,000h

| Driver | Version | Optics | LED | K | CRI | lm | SDCM | Finishes |
|--------------------|----------------------|-------------------------|-----------|---|-----|------|------|-----------|
| 0 On-Off | DR43 Standard | A 8° Very narrow | HW | 2700 | >90 | 1155 | <3 | 12 |
| D DALI | FR43 Longarm | B 16° Narrow | HQ | 3000 | >90 | 1238 | <3 | 31 |
| H Bluetooth | | E 23° Medium | HN | 4000 | >90 | 1334 | <3 | Special |
| | | H 34° Wide | | Onrequest: 3500K (CRI >90) ● Tunable white: (2700K-6500K) | | | | 01 |
| | | | | | | | | B0 |
| | | | | | | | | C0 |
| | | | | | | | | D0 |
| | | | | | | | | E0 |
| | | | | | | | | L0 |
| | | | | | | | | M0 |
| | | | | | | | | N0 |
| | | | | | | | | T1 |



Yori Evo 48V
Standard arm for Track 48V:
Recessed (p.158-159)
Surface/Pendant (p.162-163)

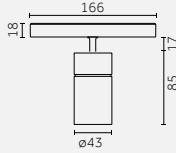


Yori Evo 48V
Longarm for Track 48V:
Deep Recessed (p.160-161)
Deep Surface/Pendant (p.164)
Deep Pendant-Indirect (p.165)
Deep Pendant-Double (p.166)

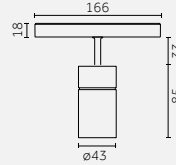


Yori Evo 48V
Standard arm / Long arm
for Traceline - Track 48V:
visit reggiani.net

Ø 43 mm | Performance



Standard



Long arm



Code example:

0 - DR51 A - HW 12

Accessories: p. 51
Track 48V: p. 155-166
Finishes: p. 56-57

Notes:

- In chart nominal Lumen/ In tabella Lumen nominali.

Photometric data:
www.reggiani.net

| PRO 5W POWER LED | | Lumen delivered up to 517lm / Lumen maintenance: L90 B10=50,000h | | | | | | | | | |
|--------------------|----------------------|--|-----------|------|-----|-----|------|-----------|------------------------------|--|--|
| Driver | Version | Optics | LED | K | CRI | lm | SDCM | Finishes | | | |
| O On-Off | DR51 Standard | B 14° Narrow | HW | 2700 | >90 | 550 | <3 | 12 | Special | | |
| D DALI | FR51 Longarm | E 21° Medium | HQ | 3000 | >90 | 594 | <3 | 31 | On request: | | |
| H Bluetooth | | H 40° Wide | HN | 4000 | >90 | 640 | <3 | | 3500K (CRI >90) | | |
| | | | | | | | | | Tunable white: (2700K-6500K) | | |
| | | | | | | | | | 01 | | |
| | | | | | | | | | B0 | | |
| | | | | | | | | | C0 | | |
| | | | | | | | | | D0 | | |
| | | | | | | | | | E0 | | |
| | | | | | | | | | L0 | | |
| | | | | | | | | | M0 | | |
| | | | | | | | | | N0 | | |
| | | | | | | | | | T1 | | |

| PRO 10W POWER LED | | Lumen delivered up to 1035lm / Lumen maintenance: L90 B10=50,000h | | | | | | | | | |
|--------------------|----------------------|---|-----------|------|-----|------|------|-----------|------------------------------|--|--|
| Driver | Version | Optics | LED | K | CRI | lm | SDCM | Finishes | | | |
| O On-Off | DR53 Standard | B 14° Narrow | HW | 2700 | >90 | 1155 | <3 | 12 | Special | | |
| D DALI | FR53 Longarm | E 21° Medium | HQ | 3000 | >90 | 1238 | <3 | 31 | On request: | | |
| H Bluetooth | | H 40° Wide | HN | 4000 | >90 | 1334 | <3 | | 3500K (CRI >90) | | |
| | | | | | | | | | Tunable white: (2700K-6500K) | | |
| | | | | | | | | | 01 | | |
| | | | | | | | | | B0 | | |
| | | | | | | | | | C0 | | |
| | | | | | | | | | D0 | | |
| | | | | | | | | | E0 | | |
| | | | | | | | | | L0 | | |
| | | | | | | | | | M0 | | |
| | | | | | | | | | N0 | | |
| | | | | | | | | | T1 | | |



Yori Evo 48V
Standard arm for Track 48V:
Recessed (p.158-159)
Surface/Pendant (p.162-163)

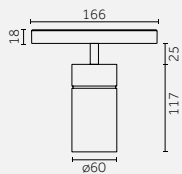


Yori Evo 48V
Long arm for Track 48V:
Deep Recessed (p.160-161)
Deep Surface/Pendant (p.164)
Deep Pendant-Indirect (p.165)
Deep Pendant-Double (p.166)

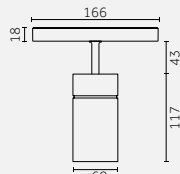


Yori Evo 48V
Standard arm / Long arm
for Traceline - Track 48V:
visit reggiani.net

Ø 60 mm | Precision



Standard



Longarm



Code example:

0 - KN62 A - HW 01

Accessories: p. 52
Track 48V: p. 155-166

Notes:
- In chart nominal Lumen/In tabella Lumen nominali.

Photometric data:
www.reggiani.net

| 9 W | | COBLED | | Lumen delivered up to 740lm / Lumen maintenance: L90 B10=50,000h | | | | | | |
|-------------|---------------|------------------|--|--|-----|-----|------|----------|--|--|
| Driver | Version | Optics | LED | K | CRI | lm | SDCM | Finishes | | |
| 0 On-Off | KN62 Standard | A 8° Very narrow | HW | 2700 | >90 | 725 | <3 | 12 | | |
| D DALI | YN62 Longarm | | HQ | 3000 | >90 | 730 | <3 | 31 | | |
| H Bluetooth | | | HN | 4000 | >90 | 840 | <3 | Special | | |
| | | | On request: 3500K (CRI >90) Tunable white: (2700K-6500K) | | | | | 01 | | |
| | | | | | | | | B0 | | |
| | | | | | | | | C0 | | |
| | | | | | | | | D0 | | |
| | | | | | | | | E0 | | |
| | | | | | | | | L0 | | |
| | | | | | | | | M0 | | |
| | | | | | | | | N0 | | |
| | | | | | | | | T1 | | |

| 12 W | | COBLED | | Lumen delivered up to 1200lm / Lumen maintenance: L90 B10=50,000h | | | | | | |
|-------------|---------------|--------------|--|---|-----|------|------|----------|--|--|
| Driver | Version | Optics | LED | K | CRI | lm | SDCM | Finishes | | |
| 0 On-Off | DN63 Standard | B 12° Narrow | HW | 2700 | >90 | 1370 | <2 | 12 | | |
| D DALI | KN63 Longarm | E 20° Medium | HQ | 3000 | >90 | 1420 | <2 | 31 | | |
| H Bluetooth | | H 32° Wide | HN | 4000 | >90 | 1633 | <3 | Special | | |
| | | | On request: 3500K (CRI >90) Tunable white: (2700K-6500K) | | | | | 01 | | |
| | | | | | | | | B0 | | |
| | | | | | | | | C0 | | |
| | | | | | | | | D0 | | |
| | | | | | | | | E0 | | |
| | | | | | | | | L0 | | |
| | | | | | | | | M0 | | |
| | | | | | | | | N0 | | |
| | | | | | | | | T1 | | |

| 17 W | | COBLED | | Lumen delivered up to 1500lm / Lumen maintenance: L90 B10=50,000h | | | | | | |
|-------------|---------------|--------------|--|---|-----|------|------|----------|--|--|
| Driver | Version | Optics | LED | K | CRI | lm | SDCM | Finishes | | |
| 0 On-Off | DN64 Standard | B 12° Narrow | HW | 2700 | >90 | 1870 | <2 | 12 | | |
| D DALI | KN64 Longarm | E 20° Medium | HQ | 3000 | >90 | 1920 | <2 | 31 | | |
| H Bluetooth | | H 32° Wide | HN | 4000 | >90 | 2208 | <3 | Special | | |
| | | | On request: 3500K (CRI >90) Tunable white: (2700K-6500K) | | | | | 01 | | |
| | | | | | | | | B0 | | |
| | | | | | | | | C0 | | |
| | | | | | | | | D0 | | |
| | | | | | | | | E0 | | |
| | | | | | | | | L0 | | |
| | | | | | | | | M0 | | |
| | | | | | | | | N0 | | |
| | | | | | | | | T1 | | |



Yori Evo 48V
Standard arm for Track 48V:
Recessed (p.158-159)
Surface/Pendant (p.162-163)

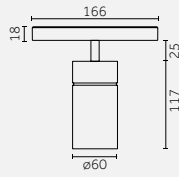


Yori Evo 48V
Longarm for Track 48V:
Deep Recessed (p.160-161)
Deep Surface/Pendant (p.164)
Deep Pendant-Indirect (p.165)
Deep Pendant-Double (p.166)

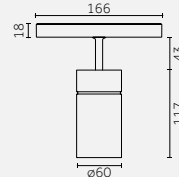


Yori Evo 48V
Standard arm / Long arm
for Traceline - Track 48V:
visit reggiani.net

Ø 60 mm | Performance



Standard



Longarm



Code example:

0 . **DN73** **B** . **HW** **01**

Accessories: p.53
Track 48V: p.155-166

Notes:
- In chart nominal Lumen/ In tabella Lumen nominali.

Photometric data:
www.reggiani.net

| 12 W POWER LED | | Lumen delivered up to 1300 lm / Lumen maintenance: L90 B10=50,000h | | | | | | | | | |
|--------------------|----------------------|--|--|------|-----|------|------|-----------|---------|--|--|
| Driver | Version | Optics | LED | K | CRI | lm | SDCM | Finishes | | | |
| 0 On-Off | DN73 Standard | B 13° Narrow | HW | 2700 | >90 | 1370 | <2 | 12 | Special | | |
| D DALI | KN73 Longarm | E 24° Medium | HQ | 3000 | >90 | 1420 | <2 | 31 | Special | | |
| H Bluetooth | | H 39° Wide | HN | 4000 | >90 | 1633 | <3 | 01 | Special | | |
| | | K - Without optics | On request: 3500K (CRI >90) Tunable white: (2700K-6500K) | | | | | B0 | Special | | |
| | | | | | | | | C0 | Special | | |
| | | | | | | | | D0 | Special | | |
| | | | | | | | | E0 | Special | | |
| | | | | | | | | L0 | Special | | |
| | | | | | | | | M0 | Special | | |
| | | | | | | | | N0 | Special | | |
| | | | | | | | | T1 | Special | | |

| 17 W POWER LED | | Lumen delivered up to 1770 lm / Lumen maintenance: L90 B10=50,000h | | | | | | | | | |
|--------------------|----------------------|--|--|------|-----|------|------|-----------|---------|--|--|
| Driver | Version | Optics | LED | K | CRI | lm | SDCM | Finishes | | | |
| 0 On-Off | DN74 Standard | B 13° Narrow | HW | 2700 | >90 | 1870 | <2 | 12 | Special | | |
| D DALI | KN74 Longarm | E 24° Medium | HQ | 3000 | >90 | 1920 | <2 | 31 | Special | | |
| H Bluetooth | | H 39° Wide | HN | 4000 | >90 | 2208 | <3 | 01 | Special | | |
| | | K - Without optics | On request: 3500K (CRI >90) Tunable white: (2700K-6500K) | | | | | B0 | Special | | |
| | | | | | | | | C0 | Special | | |
| | | | | | | | | D0 | Special | | |
| | | | | | | | | E0 | Special | | |
| | | | | | | | | L0 | Special | | |
| | | | | | | | | M0 | Special | | |
| | | | | | | | | N0 | Special | | |
| | | | | | | | | T1 | Special | | |



Yori Evo 48V
Standard arm for Track 48V:
Recessed (p.158-159)
Surface/Pendant (p.162-163)



Yori Evo 48V
Long arm for Track 48V:
Deep Recessed (p.160-161)
Deep Surface/Pendant (p.164)
Deep Pendant-Indirect (p.165)
Deep Pendant-Double (p.166)















Yori Evo 48V
Standard arm / Long arm
for Traceline - Track 48V:
visit reggiani.net

Accessories














Yori Evo 48V | Ø 22 mm | Precision

Optics accessories/ Accessori ottiche

| | Description | Code | Finishes | | Description | Code | |
|---|---|---------------------|--|---|--|---------------------|---|
|  | Colored glass filter 1 mm/ Filtro in vetro colorato 1 mm Holder included | <u>0.26700.00</u> | 4A Red 5A Green 6A Blue 7A Pink 8A Yellow 9A Orange |  | Selective filter 3000K - 3500K / Filtro selettivo 3000K - 3500K Holder included | <u>0.26705.0000</u> | |
|  | Selective filter 3000K - 2700K / Filtro selettivo 3000K - 2700K Holder included | <u>0.26701.0000</u> | |  | Selective filter 3000K - 4000K / Filtro selettivo 3000K - 4000K Holder included | <u>0.26706.0000</u> | |
|  | Selective filter 2700K - 2500K / Filtro selettivo 2700K - 2500K Holder included | <u>0.26702.0000</u> | |  | Elliptical beam lens / Lente per fascio ellittico Holder included | <u>0.26707.0000</u> | |
|  | Selective filter 2700K - 2200K / Filtro selettivo 2700K - 2200K Holder included | <u>0.26703.0000</u> | |  | Opal lens / Lente opale Holder included | <u>0.26708.0000</u> | |
|  | Selective filter 2700K - 2000K / Filtro selettivo 2700K - 2000K Holder included | <u>0.26704.0000</u> | |  | Spread lens / Lente diffondente Holder included | <u>0.26709.0000</u> | |
| | | | |  | Concentric circles / Cerchi concentrici Only for light beam B / Solo per fascio di luce B | <u>0.26582.00</u> | 31  |

Yori Evo 48V | Ø 35 mm | Precision

Optics accessories/ Accessori ottiche

| | | | | | | |
|---|--|---|---|---|--|---|
|  | Description Colored glass filter 1 mm/ Filtro in vetro colorato 1 mm Holder included | Code <u>0.26710.00</u> | Finishes 4A Red 5A Green 6A Blue 7A Pink 8A Yellow 9A Orange |  | Description Selective filter 2700K - 2000K/ Filtro selettivo 2700K - 2000K Holder included | Code <u>0.26714.0000</u> |
| |  | Description Selective filter 3000K - 2700K / Filtro selettivo 3000K - 2700K Holder included | | | Code <u>0.26711.0000</u> |  |
|  | Description Selective filter 2700K - 2500K / Filtro selettivo 2700K - 2500K Holder included | Code <u>0.26712.0000</u> | |  | Description Selective filter 3000K - 4000K / Filtro selettivo 3000K - 4000K Holder included | Code <u>0.26716.0000</u> |
|  | Description Selective filter 2700K - 2200K / Filtro selettivo 2700K - 2200K Holder included | Code <u>0.26713.0000</u> | |  | Description Elliptical beam lens / Lente per fascio ellittico Holder included | Code <u>0.26717.0000</u> |
|  | Description Spread lens/ Lente diffondente Holder included | Code <u>0.26719.0000</u> | |  | Description Opal lens/ Lente opale Holder included | Code <u>0.26718.0000</u> |
|  | Description Concentric circles/ Cerchi concentrici Only for light beam B/ Solo per fascio di luce B | Code <u>0.26583.0000</u> | Finishes 31 |  | Description Dense texture honeycomb louvre/ Griglia alveolare a maglia fitta Holder included | Code <u>0.26398.0000</u> |
| | | | |  | Description Wide texture honeycomb louvre/ Griglia alveolare a maglia larga Holder included | Code <u>0.26399.0000</u> |
















Yori Evo 48V | Ø 43 mm | Precision

Optics accessories/ Accessori ottiche

| Image | Description | Code | Finishes | Image | Description | Code | Finishes |
|-------|--|---------------------|--|-------|--|---------------------|------------------------|
| | Colored glass filter 1 mm/ Filtro in vetro colorato 1 mm Holder included | 0.26400.00 | 4A Red 5A Green 6A Blue 7A Pink 8A Yellow 9A Orange | | Wide texture honeycomb louvre/ Griglia alveolare a maglia larga Holder included | 0.26448.0000 | |
| | Colored gel slides (2 pieces)/ Vetri per gel colorato (2 pezzi)/ Holder included | 0.26408.0000 | | | Elliptical beam lens / Lente per fascio ellittico Holder included | 0.26456.0000 | |
| | Opal lens/ Lente opale Holder included | 0.26460.0000 | | | Spread lens/ Lente diffondente Holder included | 0.26468.0000 | |
| | Selective filter 3000K - 2700K / Filtro selettivo 3000K - 2700K Holder included | 0.26557.0000 | | | Cross blade louvre/ Griglia a croce Holder included | 0.26476.0000 | |
| | Selective filter 2700K - 2500K / Filtro selettivo 2700K - 2500K Holder included | 0.26416.0000 | | | Barn doors/ Alette rompiflusso Holder included | 0.26484.0000 | |
| | Selective filter 2700K - 2200K / Filtro selettivo 2700K - 2200K Holder included | 0.26424.0000 | | | Snoot 45° asimmetrico/ 45° Asymmetric Snoot Holder included | 0.26488.00 | 12 31 |
| | Selective filter 2700K - 2000K / Filtro selettivo 2700K - 2000K Holder included | 0.26432.0000 | | | Short snoot/ Cilindro corto Holder included | 0.26556.00 | 12 31 |
| | Selective filter 3000K - 3500K / Filtro selettivo 3000K - 3500K Holder included | 0.26565.0000 | | | Concentric circles/ Cerchi concentrici Only for light beam A and B/ Solo per fascio di luce A e B | 0.26584.00 | 31 |
| | Selective filter 3000K - 4000K / Filtro selettivo 3000K - 4000K Holder included | 0.26573.0000 | | | | | |
| | Dense texture honeycomb louvre/ Griglia alveolare a maglia fitta Holder included | 0.26440.0000 | | | | | |







Yori Evo 48V | Ø 43 mm | Performance

Optics accessories/ Accessori ottiche

















| | Description | Code | Finishes | | Description | Code | |
|---|---|---------------------|--|---|--|---------------------|------------------------|
|  | Colored glass filter 1 mm/ Filtro in vetro colorato 1 mm Holder included | 0.26401.00 | 4A Red 5A Green 6A Blue 7A Pink 8A Yellow 9A Orange |  | Selective filter 3000K - 4000K / Filtro selettivo 3000K - 4000K Holder included | 0.26574.0000 | |
|  | Colored gel slides (2 pieces)/ Vetrini per gel colorato (2 pezzi) Holder included | 0.26409.0000 | |  | Dense texture honeycomb louvre/ Griglia alveolare a maglia fitta Holder included | 0.26441.0000 | |
|  | Selective filter 3000K - 2700K / Filtro selettivo 3000K - 2700K Holder included | 0.26558.0000 | |  | Wide texture honeycomb louvre/ Griglia alveolare a maglia larga Holder included | 0.26449.0000 | |
|  | Selective filter 2700K - 2500K / Filtro selettivo 2700K - 2500K Holder included | 0.26417.0000 | |  | Elliptical beam lens / Lente per fascio ellittico Holder included | 0.26492.0000 | |
|  | Selective filter 2700K - 2200K / Filtro selettivo 2700K - 2200K Holder included | 0.26425.0000 | |  | Opal lens/ Lente opale Holder included | 0.26461.0000 | |
|  | Selective filter 2700K - 2000K / Filtro selettivo 2700K - 2000K Holder included | 0.26433.0000 | |  | Spread lens/ Lente diffondente Holder included | 0.26469.0000 | |
|  | Selective filter 3000K - 3500K / Filtro selettivo 3000K - 3500K Holder included | 0.26566.0000 | |  | Cross blade louvre/ Griglia a croce Holder included | 0.26480.0000 | |
| | | | |  | Snoot 45° assimetrico/ 45° Asymmetric Snoot Holder included | 0.26496.00 | 12 31 |

Yori Evo 48V | Ø 60 mm | Precision


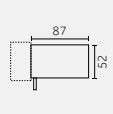

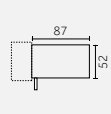
Interchangeable IOS optics/ Ottiche intercambiabili IOS

| | | | | | | | |
|---|---|---|------------------------------------|---|--|---|------------------------------------|
|  |  | Description Precision - Narrow beam/ Precision - Fascio stretto (12°- 12W, 17W) | Code <u>0.35125.0000</u> |  |  | Description Precision - Medium beam/ Precision - Fascio medio (20°- 12W, 17W) | Code <u>0.35126.0000</u> |
|  |  | Description Precision - Wide beam/ Precision - Fascio largo (32°- 12W, 17W) | Code <u>0.35127.0000</u> | | | | |

Optics accessories/ Accessori ottiche

| | | | | | | | |
|---|--|------------------------------------|---|---|--|------------------------------------|-----------------------------|
|  | Description Colored glass filter 1 mm/ Filtro in vetro colorato 1 mm Holder included | Code <u>0.26402.000</u> | Finishes 4A Red 5A Green 6A Blue 7A Pink 8A Yellow 9A Orange |  | Description Dense texture honeycomb louvre/ Griglia alveolare a maglia fitta Holder included | Code <u>0.26442.0000</u> | |
|  | Description Wide texture honeycomb louvre/ Griglia alveolare a maglia larga Holder included | Code <u>0.26450.0000</u> | |  | Description Elliptical beam lens / Lente per fascio ellittico Holder included | Code <u>0.26457.0000</u> | |
|  | Description Colored gel slides (2 pieces)/ Vetrini per gel colorato (2 pezzi)/ Holder included | Code <u>0.26410.0000</u> | |  | Description Opal lens/ Lente opale Holder included | Code <u>0.26462.0000</u> | |
|  | Description Selective filter 3000K - 2700K / Filtro selettivo 3000K - 2700K Holder included | Code <u>0.26559.0000</u> | |  | Description Spread lens/ Lente diffondente Holder included | Code <u>0.26470.0000</u> | |
|  | Description Selective filter 2700K - 2500K / Filtro selettivo 2700K - 2500K Holder included | Code <u>0.26418.0000</u> | |  | Description Cross blade louvre/ Griglia a croce Holder included | Code <u>0.26477.0000</u> | |
|  | Description Selective filter 2700K - 2200K / Filtro selettivo 2700K - 2200K Holder included | Code <u>0.26426.0000</u> | |  | Description Barn doors/ Alette rompiflusso Holder included | Code <u>0.26485.0000</u> | |
|  | Description Selective filter 2700K - 2000K / Filtro selettivo 2700K - 2000K Holder included | Code <u>0.26434.0000</u> | |  | Description Snoot 45° asimmetrico/ 45° Asymmetric Snoot Holder included | Code <u>0.26489.000</u> | Finishes 12 31 |
|  | Description Selective filter 3000K - 3500K / Filtro selettivo 3000K - 3500K Holder included | Code <u>0.26567.0000</u> | | | | | |
|  | Description Selective filter 3000K - 4000K / Filtro selettivo 3000K - 4000K Holder included | Code <u>0.26575.0000</u> | | | | | |







Framing accessory/ Sagomatore

| | | | | | | | |
|---|---|--|------------------------------------|---|--|--|------------------------------------|
|  |  | Description Framing accessory, light shape - round/ Sagomatore, forma di luce - tonda | Code <u>0.26650.0021</u> |  |  | Description Framing accessory, light shape - square/ Sagomatore, forma di luce - quadrata | Code <u>0.26651.0021</u> |
|---|---|--|------------------------------------|---|--|--|------------------------------------|
















To be used without optics (Precision)/ Da utilizzare senza ottica (Precision) To be used without optics (Precision)/ Da utilizzare senza ottica (Precision)

Yori Evo 48V | Ø 60 mm | Performance

Interchangeable IOS optics/ Ottiche intercambiabili IOS

| | | | | | | | |
|---|---|--|------------------------------------|---|--|--|------------------------------------|
|  |  | Description Performance - Narrow beam/ Performance - Fascio stretto | Code <u>0.35145.0000</u> |  |  | Description Performance - Wide beam/ Performance - Fascio largo | Code <u>0.35147.0000</u> |
|  |  | Description Performance - Medium beam/ Performance - Fascio medio | Code <u>0.35146.0000</u> | | | | |

Optics accessories/ Accessori ottiche


| | | | | | | | |
|---|--|------------------------------------|---|---|---|------------------------------------|-----------------------------|
|  | Description Colored glass filter 1 mm/ Filtro in vetro colorato 1 mm Holder included | Code <u>0.26403.00</u> | Finishes 4A Red 5A Green 6A Blue 7A Pink 8A Yellow 9A Orange |  | Description Selective filter 3000K - 4000K / Filtro selettivo 3000K - 4000K Holder included | Code <u>0.26576.0000</u> | |
|  | Description Dense texture honeycomb louvre/ Griglia alveolare a maglia fitta Holder included | Code <u>0.26443.0000</u> | |  | Description Wide texture honeycomb louvre/ Griglia alveolare a maglia larga Holder included | Code <u>0.26451.0000</u> | |
|  | Description Colored gel slides (2 pieces)/ Vetrini per gel colorato (2 pezzi)/ Holder included | Code <u>0.26411.0000</u> | |  | Description Elliptical beam lens / Lente per fascio ellittico Holder included | Code <u>0.26493.0000</u> | |
|  | Description Selective filter 3000K - 2700K / Filtro selettivo 3000K - 2700K Holder included | Code <u>0.26560.0000</u> | |  | Description Opal lens/ Lente opale Holder included | Code <u>0.26463.0000</u> | |
|  | Description Selective filter 2700K - 2500K / Filtro selettivo 2700K - 2500K Holder included | Code <u>0.26419.0000</u> | |  | Description Spread lens/ Lente diffondente Holder included | Code <u>0.26471.0000</u> | |
|  | Description Selective filter 2700K - 2200K / Filtro selettivo 2700K - 2200K Holder included | Code <u>0.26427.0000</u> | |  | Description Cross blade louvre/ Griglia a croce Holder included | Code <u>0.26481.0000</u> | |
|  | Description Selective filter 2700K - 2000K / Filtro selettivo 2700K - 2000K Holder included | Code <u>0.26435.0000</u> | |  | Description Snoot 45° asymmetric / 45° Asymmetric Snoot | Code <u>0.26497.00</u> | Finishes 12 31 |
|  | Description Selective filter 3000K - 3500K / Filtro selettivo 3000K - 3500K Holder included | Code <u>0.26568.0000</u> | | | | | |


Framing accessory/ Sagomatore

| | | | | | | | |
|---|---|--|------------------------------------|---|--|--|------------------------------------|
|  |  | Description Framing accessory, light shape - round/ Sagomatore, forma di luce - tonda | Code <u>0.26650.0021</u> |  |  | Description Framing accessory, light shape - square/ Sagomatore, forma di luce - quadrata | Code <u>0.26651.0021</u> |
|---|---|--|------------------------------------|---|--|--|------------------------------------|

To be used without optics (Performance)/ Da utilizzare senza ottica (Performance)

To be used without optics (Performance)/ Da utilizzare senza ottica (Performance)



















Yori Evo 48V

Zoom

EN The Yori Evo 48V - Zoom is a perfect choice for accent lighting, featuring a knurled ring that enables smooth adjustment of the beam angle from 7° to 57° while preserving soft, even light distribution. Offered in Ø22mm, Ø35mm, Ø43mm, and Ø60mm sizes, the Yori Evo 48V Zoom adapts easily to a variety of lighting requirements.

IT Yori Evo 48V - Zoom è una soluzione eccellente per l'illuminazione d'accento. L'anello zigrinato sul proiettore permette l'aggiustamento del fascio di luce da 7° a 57° e garantisce una distribuzione morbida ed uniforme. Disponibile in Ø22mm, Ø35mm, Ø43mm, Ø60mm, Yori Evo 48V - Zoom si adatta alle diverse esigenze di illuminazione.



| | | | |
|---|---|---|--|
| <p>Versions/ Versioni</p> | | | |
| <p>Yori Evo 48V - Zoom</p> |  <p>Yori Evo 48V - Zoom</p> |  <p>Yori Evo 48V - Zoom - Long Arm</p> | |
| <p>Finishes/ Finiture</p> |  <p>12 Embossed matte white/ Bianco opaco gofrato</p> |  <p>31 Embossed matte black/ Nero opaco gofrato</p> | |
| <p>Special finishes/ Finiture speciali</p> |  <p>01 Chrome/ Cromo</p> |  <p>B0 Royal matte black/ Nero opaco royal</p> |  <p>C0 Royal matte white/ Bianco opaco royal</p> |
| |  <p>D0 Brushed brass/ Ottone spazzolato</p> |  <p>E0 Brushed gold/ Oro spazzolato</p> |  <p>L0 Antiqued brushed bronze/ Bronzo antico spazzolato</p> |
| |  <p>M0 Brushed aluminium/ Alluminio spazzolato</p> |  <p>N0 Brushed copper/ Rame spazzolato</p> |  <p>T1 Anodized Bronze/ Bronzo Anodizzato</p> |
| <p>Adjustability/ Orientabilità</p> |  <p>Horizontal axis/ Asse orizzontale</p> <p>Vertical axis/ Asse verticale</p> | | |
| <p>IP</p> | <p>20</p> | | |
| <p>Control systems</p> | <p>On/Off, DALI, Bluetooth. On request: Dimmer on board</p> | | |
| <p>Insulation class</p> | <p>III</p> | | |
| <p>Certifications</p> | <p>CE UK ENEC</p> | | |



Ø22

7° ————— 14°

Ø35

9° ————— 21°

Ø43

13° ————— 37°

Ø60

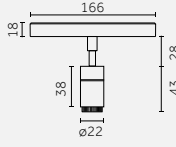
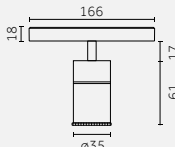
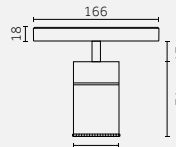
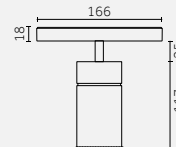
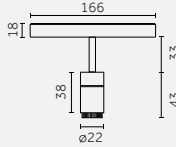
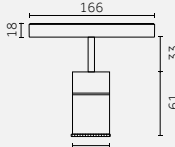
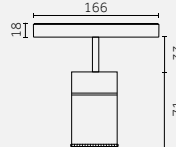
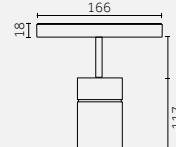

12° ————— 57°

^{EN} The knurled ring on the projector allows to adjust the beam angle from 7° to 57° depending on fitting diameter.
^{IT} L'anello zigrinato sul proiettore permette l'orientamento del fascio da 7° a 57° in base al diametro.



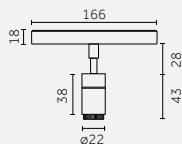

Yori Evo 48V - Zoom

Technical info & codes

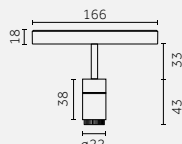
| | Ø 22 mm | Ø 35 mm | Ø 43 mm | Ø 60 mm |
|---|--|--|---|---|
| Yori Evo 48V - Zoom |  <p>p.64</p> |  <p>p.64</p> |  <p>p.65</p> |  <p>p.65</p> |
| Yori Evo 48V - Zoom Long Arm |  <p>p.64</p> |  <p>p.64</p> |  <p>p.65</p> |  <p>p.65</p> |
|  | Zoom (7° - 14°) | Zoom (9° - 21°) | Zoom (13°-37°) | Zoom (12°-57°) |
| Light source/ Sorgente luminosa | <p>POWER LED 2 W 140 lm - 145 lm L90 B10=50,000 h 2700 K; 3000 K SDCM <3 CRI >90</p> <p>On request: (3500K, CRI>90)</p> | <p>POWER LED 2,5 W 195 lm - 200 lm L90 B10=50,000 h 2700 K; 3000 K SDCM <3 CRI >90</p> <p>On request: (3500K, CRI>90)</p> | <p>POWER LED 4 W; 9 W 410 lm - 730 lm L90 B10=50,000 h 2700 K; 3000 K SDCM <3 CRI >90</p> <p>On request: (3500K, CRI>90)</p> | <p>POWER LED 12 W; 17 W 1370 lm - 1920 lm L90 B10=50,000 h 2700 K; 3000 K SDCM <3 CRI >90</p> <p>On request: (3500K, CRI>90)</p> |

Ø 22mm | Precision

Risk 1 0.18 IP20 850° CE UK CA



Standard



Longarm



Code example:
0 - **GP90** **0** - **HW** **12**

Track 48V: p. 155-166

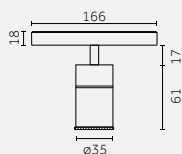

Notes:
 - In chart nominal Lumen/ In tabella Lumen nominali.

Photometric data:
www.reggiani.net

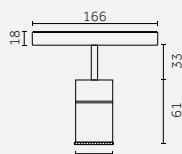
| 2 W | | POWERLED | | Lumen delivered up to 64lm / Lumen maintenance: L90 B10=50,000h | | | | | | |
|--------------------|----------------------|-----------------|--------------------------------|---|-----|-----|------|-----------|--|--|
| Driver | Version | Optics zoom | LED | K | CRI | lm | SDCM | Finishes | | |
| 0 On-Off | GP90 Standard | 0 7°-14° | HW | 2700 | >90 | 140 | <3 | 12 | | |
| D DALI | HP90 Longarm | | HQ | 3000 | >90 | 145 | <3 | 31 | | |
| H Bluetooth | | | On request: 3500K (CRI >90) | | | | | Special | | |
| | | | | | | | | 01 | | |
| | | | | | | | | B0 | | |
| | | | | | | | | C0 | | |
| | | | | | | | | D0 | | |
| | | | | | | | | E0 | | |
| | | | | | | | | L0 | | |
| | | | | | | | | M0 | | |
| | | | | | | | | N0 | | |
| | | | | | | | | T1 | | |

Ø 35mm | Precision

Risk 1 0.18 IP20 850° CE UK CA



Standard



Longarm



Code example:
0 - **LP91** **0** - **HW** **12**

Track Outline 24V: p.91-108
 Finishes: p.56-57

Notes:
 - In chart nominal Lumen/ In tabella Lumen nominali.

Photometric data:
www.reggiani.net

| 2.5 W | | POWERLED | | Lumen delivered up to 108lm / Lumen maintenance: L90 B10=50,000h | | | | | | |
|--------------------|----------------------|-----------------|--------------------------------|--|-----|-----|------|-----------|--|--|
| Driver | Version | Optics zoom | LED | K | CRI | lm | SDCM | Finishes | | |
| 0 On-Off | LP91 Standard | 0 9°-21° | HW | 2700 | >90 | 195 | <3 | 12 | | |
| D DALI | MP91 Longarm | | HQ | 3000 | >90 | 200 | <3 | 31 | | |
| H Bluetooth | | | On request: 3500K (CRI >90) | | | | | Special | | |
| | | | | | | | | 01 | | |
| | | | | | | | | B0 | | |
| | | | | | | | | C0 | | |
| | | | | | | | | D0 | | |
| | | | | | | | | E0 | | |
| | | | | | | | | L0 | | |
| | | | | | | | | M0 | | |
| | | | | | | | | N0 | | |
| | | | | | | | | T1 | | |



Yori Evo 48V - Zoom
 Standard arm for Track 48V:
 Recessed (p.158-159)
 Surface/Pendant (p.162-163)

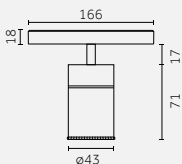



Yori Evo 48V - Zoom
 Longarm for Track 48V:
 Deep Recessed (p.160-161)
 Deep Surface/Pendant (p.164)
 Deep Pendant-Indirect (p.165)
 Deep Pendant-Double (p.166)

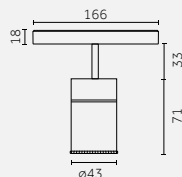


Yori Evo 48V - Zoom
 Standard arm / Long arm
 for Traceline - Track 48V:
[visit reggiani.net](http://www.reggiani.net)

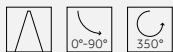
Ø 43mm | Precision



Standard



Long arm



Code example:

0 . NP91 0 . HW 12

Track 48V: p. 155-166

Notes:

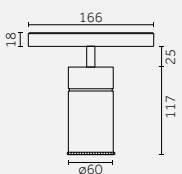
- In chart nominal Lumen/ In tabella Lumen nominali.

Photometric data:
www.reggiani.net

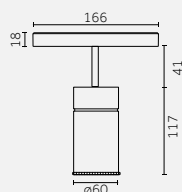
| 4 W POWER LED | | Lumen delivered up to 233 lm / Lumen maintenance: L90 B10=50,000h | | | | | | | | | |
|---------------|---------------|---|----------------------------|------|-----|-----|------|----------|---------|----|----|
| Driver | Version | Optics zoom | LED | K | CRI | lm | SDCM | Finishes | | | |
| 0 On-Off | NP91 Standard | 0 13°-37° | HW | 2700 | >90 | 410 | <3 | 12 | Special | | |
| D DALI | PP91 Longarm | | HQ | 3000 | >90 | 415 | <3 | 31 | B0 | C0 | D0 |
| H Bluetooth | | | Onrequest: 3500K (CRI >90) | | | | | | E0 | L0 | M0 |
| | | | | | | | | | N0 | T1 | |

| 9 W POWER LED | | Lumen delivered up to 456 lm / Lumen maintenance: L90 B10=50,000h | | | | | | | | | |
|---------------|---------------|---|----------------------------|------|-----|-----|------|----------|---------|----|----|
| Driver | Version | Optics | LED | K | CRI | lm | SDCM | Finishes | | | |
| 0 On-Off | NP92 Standard | 0 13°-37° | HW | 2700 | >90 | 725 | <3 | 12 | Special | | |
| D DALI | PP92 Longarm | | HQ | 3000 | >90 | 730 | <3 | 31 | B0 | C0 | D0 |
| H Bluetooth | | | Onrequest: 3500K (CRI >90) | | | | | | E0 | L0 | M0 |
| | | | | | | | | | N0 | T1 | |

Ø 60mm | Precision



Standard



Long arm



Code example:

0 . RP93W 0 . HW 12

Track 48V: p. 155-166

Notes:

- In chart nominal Lumen/ In tabella Lumen nominali.

Photometric data:
www.reggiani.net

| 12 W POWER LED | | Lumen delivered up to 1037 lm / Lumen maintenance: L90 B10=50,000h | | | | | | | | | |
|----------------|---------------|--|----------------------------|------|-----|------|------|----------|---------|----|----|
| Driver | Version | Optics zoom | LED | K | CRI | lm | SDCM | Finishes | | | |
| 0 On-Off | RP93 Standard | 0 12°-57° | HW | 2700 | >90 | 1370 | <3 | 12 | Special | | |
| D DALI | TP93 Longarm | | HQ | 3000 | >90 | 1420 | <3 | 31 | B0 | C0 | D0 |
| H Bluetooth | | | Onrequest: 3500K (CRI >90) | | | | | | E0 | L0 | M0 |
| | | | | | | | | | N0 | T1 | |

| 17 W POWER LED | | Lumen delivered up to 1365 lm / Lumen maintenance: L90 B10=50,000h | | | | | | | | | |
|----------------|---------------|--|----------------------------|------|-----|------|------|----------|---------|----|----|
| Driver | Version | Optics | LED | K | CRI | lm | SDCM | Finishes | | | |
| 0 On-Off | RP94 Standard | 0 12°-57° | HW | 2700 | >90 | 1870 | <3 | 12 | Special | | |
| D DALI | TP94 Longarm | | HQ | 3000 | >90 | 1920 | <3 | 31 | B0 | C0 | D0 |
| H Bluetooth | | | Onrequest: 3500K (CRI >90) | | | | | | E0 | L0 | M0 |
| | | | | | | | | | N0 | T1 | |


Pendants

















Yori Pendant 48V

Yori Pendant 48V

EN Yori Pendant 48V is a family of low-voltage track suspension fixtures. With a wide selection of finishes, color temperatures, and beam angles, they provide customized accent lighting solutions for any space.

IT Yori Pendant 48V è una famiglia di apparecchi a sospensione per binari a basso voltaggio. Con un'ampia scelta di finiture, temperature di colore e fasci di luce, permettono soluzioni d'illuminazione d'accento su misura per ogni spazio.



| | | | |
|--|---|--|--|
| Versions/ Versioni | | | |
| Yori Pendant 48V |  <p>Yori Pendant 48V</p> | | |
| Finishes/ Finiture |  <p>12 Embossed matte white/ Bianco opaco goffrato</p> |  <p>31 Embossed matte black/ Nero opaco goffrato</p> | |
| Special finishes/ Finiture speciali |  <p>01 Chrome/ Cromo</p> |  <p>B0 Royal matte black/ Nero opaco royal</p> |  <p>C0 Royal matte white/ Bianco opaco royal</p> |
| |  <p>D0 Brushed brass/ Ottone spazzolato</p> |  <p>E0 Brushed gold/ Oro spazzolato</p> |  <p>L0 Antiqued brushed bronze/ Bronzo antico spazzolato</p> |
| |  <p>M0 Brushed aluminium/ Alluminio spazzolato</p> |  <p>N0 Brushed copper/ Rame spazzolato</p> |  <p>T1 Anodized Bronze/ Bronzo Anodizzato</p> |
| IP | 20 | | |
| Control systems | On/Off, DALI. Bluetooth. On request: Dimmer on board | | |
| Insulation class |  | | |
| Certifications |    | | |

Yori Pendant 48V





Yori Pendant 48V

EN Yori Pendant 48V allows you to personalize the light beam through the use of solid and hollow decorative cylinders that guarantee soft, diffused lighting to enable striking, elegant applications.

IT Yori Pendant 48V permette la personalizzazione del fascio di luce attraverso cilindri decorativi pieni e vuoti, che permettono un effetto luminoso morbido e diffuso, realizzando suggestivi scenari luminosi.



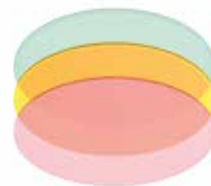
EN The solid decorative cylinders, thanks to the frosted external surface, guarantee a diffused light and a soft and wide beam, with a minimum glare. Ideal for elegant and out-of-the-ordinary lighting effects.

IT I cilindri decorativi pieni, grazie all'acidatura presente sulla parte esterna, garantiscono una luce diffusa e un fascio morbido, con un abbaglio minimo. Ideale per effetti di luce eleganti e non banali.

EN The hollow cylinders, on the other hand, guarantee a more precise light. With the Warm Dimming technology, the cylinders' colors adjust to the different color temperatures, creating even more unique and striking lighting scenarios.


IT I cilindri vuoti garantiscono una luce più precisa. Con la tecnologia Warm Dimming, i cilindri si colorano grazie alle diverse temperature di colore, realizzando scenari luminosi ancora più unici e suggestivi.

| Diameter/ Diametro | Length/ Lunghezza | |
|-----------------------|--|--|
| | Hollow opal cylinder/ Cilindro opale cavo | Solid opal cylinder/ Cilindro opale pieno |
| Ø 22 mm | | |
| Ø 35 mm | | |
| Ø 43 mm | | |
| Ø 60 mm | | |



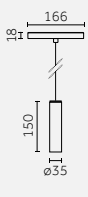
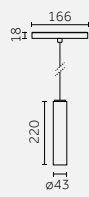
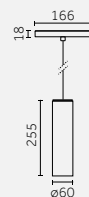
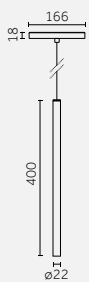
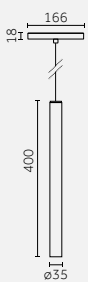
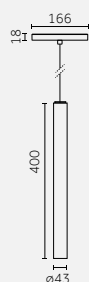
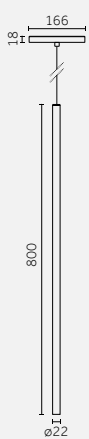
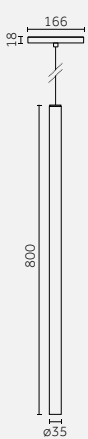



EN Decorative cylinders can also be used with colored filters and selective filters (p. 83-86).

IT I cilindri decorativi possono essere utilizzati anche con filtri colorati e filtri selettivi (p. 83-86).

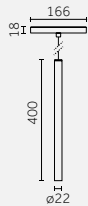


Yori Pendant 48V

Technical info & codes

| | Ø 22 mm | Ø 35 mm | Ø 43 mm | Ø 60 mm |
|---|---|---|---|--|
| Yori Pendant 48V |  <p>p.79</p> |  <p>p.81</p> |  <p>p.82</p> | |
| |  <p>p.78</p> |  <p>p.79</p> |  <p>p.81</p> | |
| |  <p>p.78</p> |  <p>p.80</p> | | |
|  | <p>Narrow (10°) Medium (28°) Wide (33°)</p> | <p>Narrow (11°) Medium (22°) Wide (33°)</p> | <p>Narrow (11°) Medium (22°) Wide (33°)</p> | <p>Very narrow (8°) Narrow (12°) Medium (20°) Wide (32°)</p> |
| Light source/ Sorgente luminosa | <p>POWER LED 2 W 245 lm - 286 lm L90 B10=50,000 h 2700 K; 3000 K; 4000 K SDCM <3 CRI >90</p> <p>On request: (3500K, CRI >90)</p> | <p>POWER LED 3,5 W 355 lm - 405 lm L90 B10=50,000 h 2700 K; 3000 K; 4000 K SDCM <3 CRI >90</p> <p>On request: (3500K, CRI >90)</p> | <p>POWER LED 5 W 550 lm - 640 lm L90 B10=50,000 h 2700 K; 3000 K; 4000 K SDCM <3 CRI >90</p> <p>On request: (3500K, CRI >90)  Tunable white (2700K-6500K)</p> | <p>POWER LED 9 W 725 lm - 1300 lm L90 B10=50,000 h 2700 K; 3000 K; 4000 K SDCM <3 CRI >90</p> <p>On request: (3500K, CRI >90)  Tunable white (2700K-6500K)</p> |

Ø 22 mm | H 400 mm



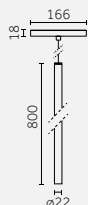
Code example:
0 - **PN60** **B** - **HW** **12**
Accessories: p.83
Track 48V: p.158-166

Notes:
 - In chart nominal Lumen/ In tabella Lumen nominali.
 - Cable length 3mt/ Lunghezza cavo 3mt

Photometric data:
www.reggiani.net

| 2 W POWERLED | | Lumen delivered up to 110lm / Lumen maintenance: L90 B10=50,000h | | | | | | |
|--------------------------------|-------------|--|-----------|------|-----|-----|------|-----------|
| Driver | Version | Optics | LED | K | CRI | lm | SDCM | Finishes |
| 0 On-Off | PN60 | B 10° Narrow | HW | 2700 | >90 | 245 | <3 | 12 |
| D DALI | | E 28° Medium | HQ | 3000 | >90 | 264 | <3 | 31 |
| H Bluetooth | | H 33° Wide | HN | 4000 | >90 | 286 | <3 | Special |
| On request: 3500K (CRI >90) | | | | | | | | 01 |
| | | | | | | | | B0 |
| | | | | | | | | C0 |
| | | | | | | | | D0 |
| | | | | | | | | E0 |
| | | | | | | | | L0 |
| | | | | | | | | M0 |
| | | | | | | | | N0 |
| | | | | | | | | T1 |

Ø 22 mm | H 800 mm



Code example:
0 - **QN60** **B** - **HW** **12**
Accessories: p.83
Track 48V: p.158-166

Notes:
 - In chart nominal Lumen/ In tabella Lumen nominali.
 - Cable length 3mt/ Lunghezza cavo 3mt

Photometric data:
www.reggiani.net

| 2 W POWERLED | | Lumen delivered up to 110lm / Lumen maintenance: L90 B10=50,000h | | | | | | |
|--------------------------------|-------------|--|-----------|------|-----|-----|------|-----------|
| Driver | Version | Optics | LED | K | CRI | lm | SDCM | Finishes |
| 0 On-Off | QN60 | B 10° Narrow | HW | 2700 | >90 | 245 | <3 | 12 |
| D DALI | | E 28° Medium | HQ | 3000 | >90 | 264 | <3 | 31 |
| H Bluetooth | | H 33° Wide | HN | 4000 | >90 | 286 | <3 | Special |
| On request: 3500K (CRI >90) | | | | | | | | 01 |
| | | | | | | | | B0 |
| | | | | | | | | C0 |
| | | | | | | | | D0 |
| | | | | | | | | E0 |
| | | | | | | | | L0 |
| | | | | | | | | M0 |
| | | | | | | | | N0 |
| | | | | | | | | T1 |



For Track 48V:
 Recessed (p.158-159)
 Surface/Pendant (p.162-163)

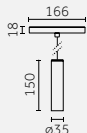


Deep Recessed (p.160-161)
 Deep Surface/Pendant (p.164)
 Deep Pendant-Indirect (p.165)
 Deep Pendant-Double (p.166)



For Traceline - Track 48V:
 visit reggiani.net

Ø 35 mm | H 150 mm



Code example:

O . **TN61** **B** . **HW** **12**

Accessories: p.84
Track 48V: p.158-166

Notes:

- In chart nominal Lumen/ In tabella Lumen nominali.
- Cable length 3mt/ Lunghezza cavo 3mt

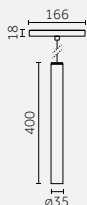
Photometric data:
www.reggiani.net

3,5 W POWERLED

Lumen delivered up to 290 lm / Lumen maintenance: L90 B10=50,000h

| Driver | Version | Optics | LED | K | CRI | lm | SDCM | Finishes |
|------------------------------|-------------|---------------------|-----------|------|-----|-----|------|-----------|
| O On-Off | TN61 | B 11° Narrow | HW | 2700 | >90 | 355 | <3 | 12 |
| D DALI | | E 22° Medium | HQ | 3000 | >90 | 357 | <3 | 31 |
| H Bluetooth | | H 33° Wide | HN | 4000 | >90 | 405 | <3 | Special |
| Onrequest: 3500K (CRI>90) | | | | | | | | 01 |
| | | | | | | | | B0 |
| | | | | | | | | C0 |
| | | | | | | | | D0 |
| | | | | | | | | E0 |
| | | | | | | | | L0 |
| | | | | | | | | M0 |
| | | | | | | | | N0 |
| | | | | | | | | T1 |

Ø 35 mm | H 400 mm



Code example:

O . **UN61** **B** . **HW** **12**

Accessories: p.84
Track 48V: p.158-166

Notes:

- In chart nominal Lumen/ In tabella Lumen nominali.
- Cable length 3mt/ Lunghezza cavo 3mt

Photometric data:
www.reggiani.net

3,5 W POWERLED

Lumen delivered up to 290 lm / Lumen maintenance: L90 B10=50,000h

| Driver | Version | Optics | LED | K | CRI | lm | SDCM | Finishes |
|------------------------------|-------------|---------------------|-----------|------|-----|-----|------|-----------|
| O On-Off | UN61 | B 11° Narrow | HW | 2700 | >90 | 355 | <3 | 12 |
| D DALI | | E 22° Medium | HQ | 3000 | >90 | 357 | <3 | 31 |
| H Bluetooth | | H 33° Wide | HN | 4000 | >90 | 405 | <3 | Special |
| Onrequest: 3500K (CRI>90) | | | | | | | | 01 |
| | | | | | | | | B0 |
| | | | | | | | | C0 |
| | | | | | | | | D0 |
| | | | | | | | | E0 |
| | | | | | | | | L0 |
| | | | | | | | | M0 |
| | | | | | | | | N0 |
| | | | | | | | | T1 |



For Track 48V:
Recessed (p.158-159)
Surface/Pendant (p.162-163)

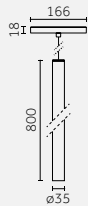


Deep Recessed (p.160-161)
Deep Surface/Pendant (p.164)
Deep Pendant-Indirect (p.165)
Deep Pendant-Double (p.166)



For Traceline - Track 48V:
visit reggiani.net

Ø 35 mm | H 800 mm



Code example:

0 - VN61 B - HW 12

Accessories: p.84
Track 48V: p.158-166

Notes:

- In chart nominal Lumen/ In tabella Lumen nominali.
- Cable length 3mt/ Lunghezza cavo 3mt

Photometric data:

www.reggiani.net

3,5W POWERLED

Lumen delivered up to 290lm / Lumen maintenance: L90 B10=50,000h

| Driver | Version | Optics | LED | K | CRI | lm | SDCM | Finishes |
|--------------------|-------------|---------------------|--------------------------------|------|-----|-----|------|----------------|
| O On-Off | VN61 | B 11° Narrow | HW | 2700 | >90 | 355 | <3 | 12 |
| D DALI | | E 26° Medium | HQ | 3000 | >90 | 357 | <3 | 31 |
| H Bluetooth | | H 33° Wide | HN | 4000 | >90 | 405 | <3 | Special |
| | | | On request: 3500K (CRI >90) | | | | | O1 |
| | | | | | | | | B0 |
| | | | | | | | | C0 |
| | | | | | | | | D0 |
| | | | | | | | | E0 |
| | | | | | | | | L0 |
| | | | | | | | | M0 |
| | | | | | | | | N0 |
| | | | | | | | | T1 |



For Track 48V:

Recessed (p.158-159)
Surface/Pendant (p.162-163)



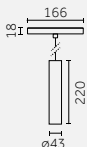
Deep Recessed (p.160-161)
Deep Surface/Pendant (p.164)
Deep Pendant-Indirect (p.165)
Deep Pendant-Double (p.166)



For Traceline - Track 48V:

visit reggiani.net

Ø 43mm | H 220mm



Code example:

O . **RN61** **B** . **HW** **12**

Accessories: p.85
Track 48V: p.158-166

Notes:

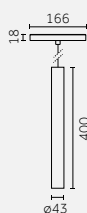
- In chart nominal Lumen/ In tabella Lumen nominali.
- Cable length 3mt/ Lunghezza cavo 3mt

9W available on request/
9W disponibili su richiesta

Photometric data:
www.reggiani.net

| 5 W POWER LED | | Lumen delivered up to 535 lm / Lumen maintenance: L90B10=50,000h | | | | | | | Finishes | |
|--------------------|-------------|--|-----------|--------------------------------|-----|-----|------|-----------|----------|--|
| Driver | Version | Optics | LED | K | CRI | lm | SDCM | | | |
| O On-Off | RN61 | A 8° Very narrow | HW | 2700 | >90 | 550 | <3 | 12 | | |
| D DALI | | B 16° Narrow | HQ | 3000 | >90 | 594 | <3 | 31 | | |
| H Bluetooth | | E 23° Medium | HN | 4000 | >90 | 640 | <3 | Special | | |
| | | H 34° Wide | | On request: 3500K (CRI >90) | | | | 01 | | |
| | | | | Tunable white: (2700K-6500K) | | | | B0 | | |
| | | | | | | | | CO | | |
| | | | | | | | | DO | | |
| | | | | | | | | EO | | |
| | | | | | | | | LO | | |
| | | | | | | | | MO | | |
| | | | | | | | | NO | | |
| | | | | | | | | T1 | | |

Ø 43mm | H 400mm



Code example:

O . **SN61** **B** . **HW** **12**

Accessories: p.85
Track 48V: p.158-166

Notes:

- In chart nominal Lumen/ In tabella Lumen nominali.
- Cable length 3mt/ Lunghezza cavo 3mt

10W available on request/
10W disponibili su richiesta

Photometric data:
www.reggiani.net

| 5 W POWER LED | | Lumen delivered up to 535 lm / Lumen maintenance: L90B10=50,000h | | | | | | | Finishes | |
|--------------------|-------------|--|-----------|--------------------------------|-----|-----|------|-----------|----------|--|
| Driver | Version | Optics | LED | K | CRI | lm | SDCM | | | |
| O On-Off | SN61 | A 8° Very narrow | HW | 2700 | >90 | 550 | <3 | 12 | | |
| D DALI | | B 16° Narrow | HQ | 3000 | >90 | 594 | <3 | 31 | | |
| H Bluetooth | | E 23° Medium | HN | 4000 | >90 | 640 | <3 | Special | | |
| | | H 34° Wide | | On request: 3500K (CRI >90) | | | | 01 | | |
| | | | | Tunable white: (2700K-6500K) | | | | B0 | | |
| | | | | | | | | CO | | |
| | | | | | | | | DO | | |
| | | | | | | | | EO | | |
| | | | | | | | | LO | | |
| | | | | | | | | MO | | |
| | | | | | | | | NO | | |
| | | | | | | | | T1 | | |



For Track 48V:
Recessed (p.158-159)
Surface/Pendant (p.162-163)

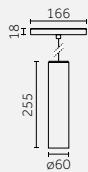


Deep Recessed (p.160-161)
Deep Surface/Pendant (p.164)
Deep Pendant-Indirect (p.165)
Deep Pendant-Double (p.166)



For Traceline - Track 48V:
visit reggiani.net

Ø 60 mm | H 255 mm



Code example:

0 - XN62 A - HW 12

Accessories: p.86
Track 48V: p.158-166

Notes:

- In chart nominal Lumen/ In tabella Lumen nominali.
- Cable length 3mt/ Lunghezza cavo 3mt

Photometric data:
www.reggiani.net

| 9W COB LED | | Lumen delivered up to 772 lm / Lumen maintenance: L90 B10=50,000h | | | | | | |
|---|-------------|---|-----------|------|-----|-----|------|-----------|
| Driver | Version | Optics | LED | K | CRI | lm | SDCM | Finishes |
| 0 On-Off | XN62 | A 8° Very narrow | HW | 2700 | >90 | 725 | <3 | 12 |
| D DALI | | | HQ | 3000 | >90 | 730 | <3 | 31 |
| H Bluetooth | | | HN | 4000 | >90 | 840 | <3 | Special |
| Onrequest: 3500K (CRI >90) Tunable white: (2700K-6500K) | | | | | | | | |
| | | | | | | | | 01 |
| | | | | | | | | B0 |
| | | | | | | | | C0 |
| | | | | | | | | D0 |
| | | | | | | | | E0 |
| | | | | | | | | L0 |
| | | | | | | | | M0 |
| | | | | | | | | N0 |
| | | | | | | | | T1 |

| 9W COB LED | | Lumen delivered up to 1115 lm / Lumen maintenance: L90 B10=50,000h | | | | | | |
|---|-------------|--|-----------|------|-----|------|------|-----------|
| Driver | Version | Optics | LED | K | CRI | lm | SDCM | Finishes |
| 0 On-Off | ZN62 | B 12° Narrow | HW | 2700 | >90 | 1050 | <2 | 12 |
| D DALI | | E 20° Medium | HQ | 3000 | >90 | 1100 | <2 | 31 |
| H Bluetooth | | H 32° Wide | HN | 4000 | >90 | 1300 | <3 | Special |
| Onrequest: 3500K (CRI >90) Tunable white: (2700K-6500K) | | | | | | | | |
| | | | | | | | | 01 |
| | | | | | | | | B0 |
| | | | | | | | | C0 |
| | | | | | | | | D0 |
| | | | | | | | | E0 |
| | | | | | | | | L0 |
| | | | | | | | | M0 |
| | | | | | | | | N0 |
| | | | | | | | | T1 |



For Track 48V:
Recessed (p.158-159)
Surface/Pendant (p.162-163)



Deep Recessed (p.160-161)
Deep Surface/Pendant (p.164)
Deep Pendant-Indirect (p.165)
Deep Pendant-Double (p.166)



For Traceline - Track 48V:
visit reggiani.net

Accessories

Yori Pendant 48V | Ø 22mm

Optics accessories/ Accessori ottiche














| | | | | | | | |
|--|---|------------------------------------|---|--|--|------------------------------------|-----------------------|
| | Description Colored glass filter 1 mm/ Filtro in vetro colorato 1 mm Holder included | Code <u>0.26700.00</u> | Finishes 4A Red 5A Green 6A Blue 7A Pink 8A Yellow 9A Orange | | Description Selective filter 3000K - 3500K / Filtro selettivo 3000K - 3500K Holder included | Code <u>0.26705.0000</u> | |
| | Description Selective filter 3000K - 2700K / Filtro selettivo 3000K - 2700K Holder included | Code <u>0.26701.0000</u> | | | Description Selective filter 3000K - 4000K / Filtro selettivo 3000K - 4000K Holder included | Code <u>0.26706.0000</u> | |
| | Description Selective filter 2700K - 2500K / Filtro selettivo 2700K - 2500K Holder included | Code <u>0.26702.0000</u> | | | Description Elliptical beam lens / Lente per fascio ellittico Holder included | Code <u>0.26707.0000</u> | |
| | Description Selective filter 2700K - 2200K / Filtro selettivo 2700K - 2200K Holder included | Code <u>0.26703.0000</u> | | | Description Opal lens/ Lente opale Holder included | Code <u>0.26708.0000</u> | |
| | Description Selective filter 2700K - 2000K / Filtro selettivo 2700K - 2000K Holder included | Code <u>0.26704.0000</u> | | | Description Spread lens/ Lente diffondente Holder included | Code <u>0.26709.0000</u> | |
| | | | | | Description Concentric circles/ Cerchi concentrici Only for light beam B/ Solo per fascio di luce B | Code <u>0.26582.00</u> | Finishes 31 |

Decorative accessories/ Accessori decorativi


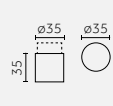

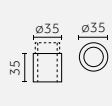

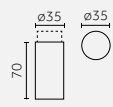

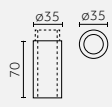
| | | | | | | | |
|--|--|--|------------------------------------|--|--|--|------------------------------------|
| | | Description Cylinder, solid version (Ø 22 mm, h 22 mm) / Cilindro versione piena (Ø 22 mm, h 22 mm) | Code <u>0.26040.0000</u> | | | Description Cylinder, solid version (Ø 22 mm, h 80 mm) / Cilindro versione piena (Ø 22 mm, h 80 mm) | Code <u>0.26041.0000</u> |
|--|--|--|------------------------------------|--|--|--|------------------------------------|

Yori Pendant 48V | Ø 35 mm

Optics accessories/ Accessori ottiche

| Description | | Code | Finishes | Description | | Code |
|---|--|---------------------|----------|--|--|--|
|  | Colored glass filter 1 mm/ Filtro in vetro colorato 1 mm Holder included | 0.26710.00 | | 4A Red 5A Green 6A Blue 7A Pink 8A Yellow 9A Orange |  | Selective filter 3000K - 4000K/ Filtro selettivo 3000K - 4000K Holder included |
|  | Selective filter 3000K - 2700K/ Filtro selettivo 3000K - 2700K Holder included | 0.26711.0000 | |  | Elliptical beam lens/ Lente per fascio ellittico Holder included | 0.26717.0000 |
|  | Selective filter 2700K - 2500K/ Filtro selettivo 2700K - 2500K Holder included | 0.26712.0000 | |  | Opal lens/ Lente opale Holder included | 0.26718.0000 |
|  | Selective filter 2700K - 2200K/ Filtro selettivo 2700K - 2200K Holder included | 0.26713.0000 | |  | Spread lens/ Lente diffondente Holder included | 0.26719.0000 |
|  | Selective filter 2700K - 2000K/ Filtro selettivo 2700K - 2000K Holder included | 0.26714.0000 | |  | Concentric circles/ Cerchi concentrici Only for light beam B/ Solo per fascio di luce B | 0.26583.00 31 |
|  | Selective filter 3000K - 3500K/ Filtro selettivo 3000K - 3500K Holder included | 0.26715.0000 | |  | Dense texture honeycomb louvre/ Griglia alveolare a maglia fitta Holder included | 0.26398.0000 |
| | | | |  | Wide texture honeycomb louvre/ Griglia alveolare a maglia larga Holder included | 0.26399.0000 |

Decorative accessories/ Accessori decorativi

| | | | | | | | |
|---|---|---|------------------------------------|---|--|---|------------------------------------|
|  |  | Description Cylinder, solid version (Ø 35 mm, h 35 mm)/ Cilindro versione piena (Ø 35 mm, h 35 mm) | Code 0.26042.0000 |  |  | Description Cylinder, hollow version (Ø 35 mm, h 35 mm)/ Cilindro versione cava (Ø 35 mm, h 35 mm) | Code 0.26044.0000 |
|  |  | Description Cylinder, solid version (Ø 35 mm, h 70 mm)/ Cilindro versione piena (Ø 35 mm, h 70 mm) | Code 0.26043.0000 |  |  | Description Cylinder, hollow version (Ø 35 mm, h 70 mm)/ Cilindro versione cava (Ø 35 mm, h 70 mm) | Code 0.26045.0000 |

Yori Pendant 48V | Ø 43 mm

Optics accessories/ Accessori ottiche

















| Image | Description | Code | Finishes | Image | Description | Code | Finishes |
|-------|---|---------------------|--|-------|--|---------------------|--|
| | Colored glass filter 1 mm/ Filtro in vetro colorato 1 mm Holder included | 0.26400.00 | 4A Red 5A Green 6A Blue 7A Pink 8A Yellow 9A Orange | | Wide texture honeycomb louvre/ Griglia alveolare a maglia larga Holder included | 0.26448.0000 | |
| | Colored gel slides (2 pieces)/ Vetrini per gel colorato (2 pezzi) Holder included | 0.26408.0000 | | | Elliptical beam lens / Lente per fascio ellittico Holder included | 0.26456.0000 | |
| | Selective filter 3000K - 2700K / Filtro selettivo 3000K - 2700K Holder included | 0.26557.0000 | | | Opal lens/ Lente opale Holder included | 0.26460.0000 | |
| | Selective filter 2700K - 2500K / Filtro selettivo 2700K - 2500K Holder included | 0.26416.0000 | | | Spread lens/ Lente diffondente Holder included | 0.26468.0000 | |
| | Selective filter 2700K - 2200K / Filtro selettivo 2700K - 2200K Holder included | 0.26424.0000 | | | Cross blade louvre/ Griglia a croce | 0.26476.0000 | |
| | Selective filter 2700K - 2000K / Filtro selettivo 2700K - 2000K Holder included | 0.26432.0000 | | | Barn doors/ Alette rompiflusso | 0.26484.0000 | |
| | Selective filter 3000K - 3500K / Filtro selettivo 3000K - 3500K Holder included | 0.26565.0000 | | | Snoot 45° assimetrico/ 45° Asymmetric Snoot | 0.26488.00 | 12 <input type="checkbox"/> 31 <input type="checkbox"/> |
| | Selective filter 3000K - 4000K / Filtro selettivo 3000K - 4000K Holder included | 0.26573.0000 | | | Short snoot/ Cilindro corto | 0.26556.00 | 12 <input type="checkbox"/> 31 <input type="checkbox"/> |
| | Dense texture honeycomb louvre/ Griglia alveolare a maglia fitta Holder included | 0.26440.0000 | | | Concentric circles/ Cerchi concentrici Only for light beam A and B/ Solo per fascio di luce A e B | 0.26584.00 | 31 <input type="checkbox"/> |

Decorative accessories/ Accessori decorativi


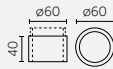
| | | | | | |
|--|---|------------------------------------|--|---|------------------------------------|
| | Description Cylinder, solid version (Ø 43 mm, h 43 mm)/ Cilindro versione piena (Ø 43 mm, h 43 mm) | Code 0.26162.0000 | | Description Cylinder, hollow version (Ø 43 mm, h 43 mm)/ Cilindro versione cava (Ø 43 mm, h 43 mm) | Code 0.26164.0000 |
| | Description Cylinder, solid version (Ø 43 mm, h 86 mm)/ Cilindro versione piena (Ø 43 mm, h 86 mm) | Code 0.26163.0000 | | Description Cylinder, hollow version (Ø 43 mm, h 86 mm)/ Cilindro versione cava (Ø 43 mm, h 86 mm) | Code 0.26165.0000 |

Yori Pendant 48V | Ø 60 mm

Optics accessories/ Accessori ottiche

| Description | Code | Finishes | Description | Code | | | |
|---|---------------------|--|--|--|----------|----|----|
|  <p>Colored glass filter 1 mm / Filtro in vetro colorato 1 mm Holder included</p> | 0.26402.00 | 4A Red 5A Green 6A Blue 7A Pink 8A Yellow 9A Orange |  <p>Dense texture honeycomb louvre / Griglia alveolare a maglia fitta Holder included</p> | 0.26442.0000 | | | |
|  <p>Wide texture honeycomb louvre / Griglia alveolare a maglia larga Holder included</p> | 0.26410.0000 | |  <p>Elliptical beam lens / Lente per fascio ellittico Holder included</p> | 0.26450.0000 | | | |
|  <p>Colored gel slides (2 pieces) / Vetrini per gel colorato (2 pezzi) / Holder included</p> | 0.26559.0000 | |  <p>Opal lens / Lente opale Holder included</p> | 0.26462.0000 | | | |
|  <p>Selective filter 3000K - 2700K / Filtro selettivo 3000K - 2700K Holder included</p> | 0.26418.0000 | |  <p>Spread lens / Lente diffondente Holder included</p> | 0.26470.0000 | | | |
|  <p>Selective filter 2700K - 2500K / Filtro selettivo 2700K - 2500K Holder included</p> | 0.26426.0000 | |  <p>Cross blade louvre / Griglia a croce Holder included</p> | 0.26477.0000 | | | |
|  <p>Selective filter 2700K - 2200K / Filtro selettivo 2700K - 2200K Holder included</p> | 0.26434.0000 | |  <p>Barn doors / Alette rompiflusso Holder included</p> | 0.26485.0000 | | | |
|  <p>Selective filter 2700K - 2000K / Filtro selettivo 2700K - 2000K Holder included</p> | 0.26567.0000 | |  <p>Snoot 45° asimmetrico / 45° Asymmetric Snoot Holder included</p> | 0.26489.00 | | | |
|  <p>Selective filter 3000K - 3500K / Filtro selettivo 3000K - 3500K Holder included</p> | 0.26575.0000 | | | <table border="1"> <thead> <tr> <th>Finishes</th> </tr> </thead> <tbody> <tr> <td>12</td> </tr> <tr> <td>31</td> </tr> </tbody> </table> | Finishes | 12 | 31 |
| Finishes | | | | | | | |
| 12 | | | | | | | |
| 31 | | | | | | | |
|  <p>Selective filter 3000K - 4000K / Filtro selettivo 3000K - 4000K Holder included</p> | | | | | | | |

Decorative accessories/ Accessori decorativi

| | |
|--|---------------------------|
|   <p>Description Cylinder, hollow version (Ø 60 mm, h 40 mm) / Cilindro versione cava (Ø 60 mm, h 40 mm)</p> | Code 0.26046.00 |
|--|---------------------------|


Linears

Incline 48V



^{EN} Incline 48V is available both in the standard and deep version: in the standard version, the driver is connected beside the product. In the deep version, the driver is connected at the back of the product and thus hidden inside the track.


^{IT} Incline 48V è disponibile sia in versione standard che deep: con la versione standard, il driver è collegato al prodotto e ne segue quindi la lunghezza. Con la versione deep, il driver è installato sul retro del prodotto e quindi nascosto all'interno del binario.



Incline 48V

Standard version

Incline 48V Opal (p.98)



Incline 48V Prismatic (p.108)

Incline 48V Dark Performance (UGR<19) (p.114)



Incline 48V Dark Performance (UGR<15) (p.130)

Incline 48V Dark Performance Adjustable (p.138)



Incline 48V Wall Washer (p.146)

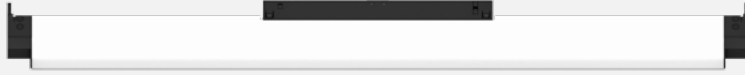



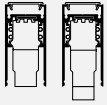


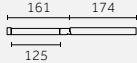
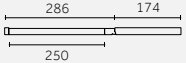







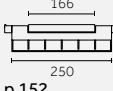


Deep version

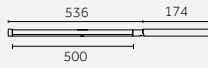

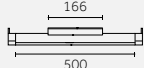
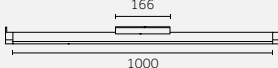
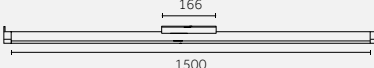
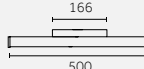


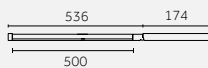
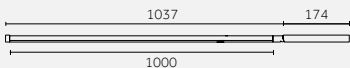
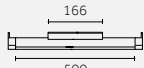
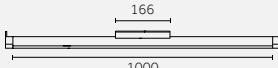
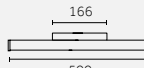

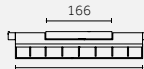
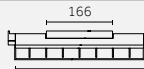
Incline 48V Opal
Deep



Incline 48V Opal
Deep (Drop)



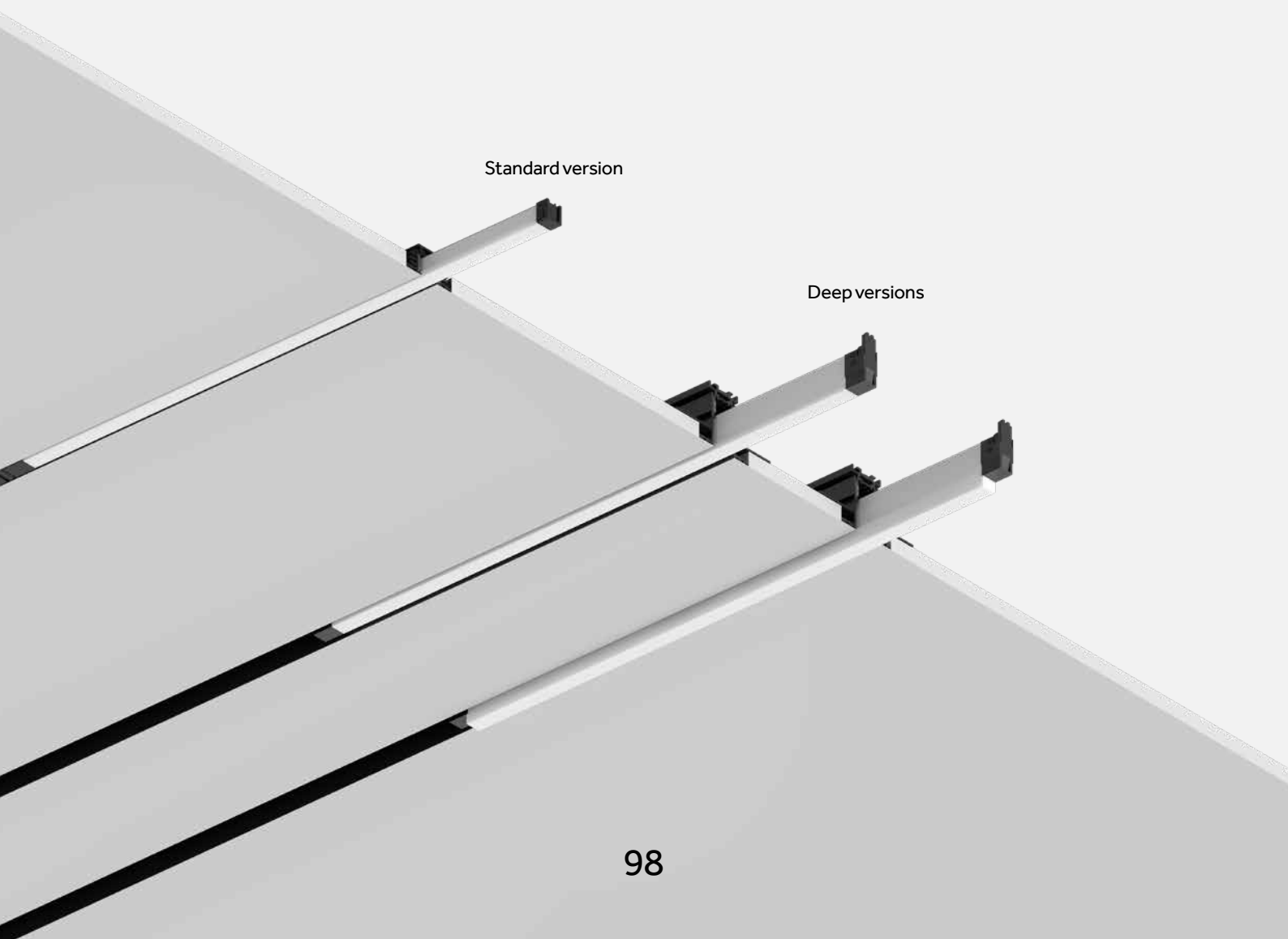
| Incline 48V | Version | 62,5 mm | 125 mm | 250 mm |
|---|---|---|---|--|
|  |  Standard | | | |
| |  Deep Deep (Drop) | | | |
|  |  Deep | | | |
|  |  Standard |  <p>98 174 62.5</p> <p>p.124</p> |  <p>161 174 125</p> <p>p.124</p> |  <p>286 174 250</p> <p>p.124</p> |
| |  Deep |  <p>166 62.5</p> <p>p.125</p> |  <p>166 125</p> <p>p.125</p> |  <p>166 250</p> <p>p.125</p> |
|  |  Deep | | |  <p>166 250</p> <p>p.137</p> |
|  |  Standard | |  <p>166 125</p> <p>p.144</p> |  <p>166 250</p> <p>p.144</p> |
|  |  Standard | | |  <p>166 250</p> <p>p.152</p> |
| |  Deep | | |  <p>166 250</p> <p>p.153</p> |
|  Beams | | Dark Performance (UGR<19): 18°; 24°; 35°; 50° | Dark Performance (UGR<19); Dark Performance Adjustable: 18°; 24°; 35°; 50° | Dark Performance (UGR<19); Dark Performance Adjustable: 18°; 24°; 35°; 50° Dark Performance (UGR<15): 40° Wall Washer |
| Light source/ Sorgente luminosa | | Dark Performance (UGR<19) 2 W - 254 lm - 275 lm Dark Performance (UGR<19) Deep 2 W; 3W - 254 lm - 411 lm | Dark Performance (UGR<19) 4 W - 508 lm - 551 lm Dark Performance (UGR<19) Deep 4 W; 7W - 508 lm - 882 lm | Dark Performance (UGR<19) 6 W - 803 lm - 870 lm Dark Performance (UGR<19) Deep 8 W; 14W - 1017 lm - 1764 lm Dark Performance (UGR<15) Deep 5 W - 728 lm - 810 lm Dark Performance Adjustable 7 W - 859 lm - 931 lm Dark Performance Adjustable 14 W - 1718 lm - 1862 lm Wall Washer 12 W - 1642 lm - 1779 lm |

| 500 mm | 1000 mm | 1500 mm |
|--|---|--|
|  |  | |
| p.104 | p.104 | |
|  |  |  |
| p.105 / 106 | p.105 / 106 | p.105 / 106 |
|  |  |  |
| p.113 | p.113 | p.113 |
|  |  | |
| p.124 | p.124 | |
|  |  | |
| p.126 | p.126 | |
|  |  | |
| p.137 | p.137 | |
|  | | |
| p.152 | | |
|  | | |
| p.153 | | |
| <p>Opal: 114°, Opal Drop: 165°/108° Prismatic: 59°/91° Dark Performance (UGR<19): 18°; 24°; 35°; 50° Dark Performance (UGR<15): 40° Wall Washer</p> | <p>Opal: 114°, Opal Drop: 165°/108° Prismatic: 59°/91° Dark Performance (UGR<19): 18°; 24°; 35°; 50° Dark Performance (UGR<15): 40°</p> | <p>Opal: 114°, Opal Drop: 165°/108° Prismatic: 59°/91°</p> |
| <p>Incline 48V Opal 8 W - 1152 lm - 1216 lm Incline 48V Opal -Deep Incline 48V Opal -Deep (Drop) 9W - 1155 lm - 1684 lm 10 W - Tunable white 1338 lm-1412 lm</p> | <p>Incline 48V Opal 16 W - 2304 lm - 2432 lm Incline 48V Opal -Deep Incline 48V Opal -Deep (Drop) 19 W - 3110 lm - 3368 lm 20 W Tunable white 2649 lm-2796 lm</p> | <p>Incline 48V Opal -Deep Incline 48V Opal -Deep (Drop) 28 W - 4642 lm - 5027 lm 30 W Tunable white 3934 lm-4151 lm</p> |
| <p>Prismatic Deep 9 W - 1555 lm - 1684 lm</p> | <p>Prismatic Deep 19 W - 3110 lm - 3368 lm</p> | <p>Prismatic Deep 28 W - 4642 lm - 5027 lm</p> |
| <p>Dark Performance (UGR<19) 11 W - 1606 lm - 1740 lm Dark Performance (UGR<19) Deep 11 W; 27 W - 1606 lm - 3527 lm</p> | <p>Dark Performance (UGR<19) 22 W - 3212 lm - 3480 lm Dark Performance (UGR<19) Deep 22 W - 3212 lm - 3480 lm</p> | |
| <p>Dark Performance (UGR<15) Deep 11 W - 1456 lm - 1620 lm</p> | <p>Dark Performance (UGR<15) Deep 22 W - 2912 lm - 3240 lm</p> | |
| <p>Wall Washer 24 W - 3284 lm - 3558 lm</p> | | |


Incline 48V Opal

EN Incline 48V Opal is the perfect solution for ambient lighting, guaranteeing a soft, homogeneous result. Incline 48V Opal is available for both standard and deep tracks, with a flush or drop diffuser that ensures a more diffused and aesthetic result, mitigating the "cave effect".

IT Incline 48V Opal è la soluzione perfetta per luce d'ambiente, garantendo un'illuminazione soft ed omogenea. Incline 48V Opal è disponibile sia per binari standard che per binari Deep, con diffusore a filo o in versione drop che assicura un risultato più diffuso ed estetico, attenuando l'"effetto caverna".





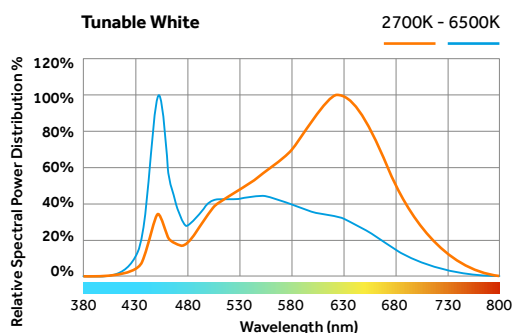


EN Incline 48V Deep comes with LED Tunable White Technology, offering flexibility of colour temperature between 2700K and 6500K. The Warm Dimming option is available on request.

IT Incline 48V Deep è disponibile con la tecnologia LED Tunable White, che offre una flessibilità di temperatura di colore da 2700K a 6500K. L'opzione Warm Dimming è disponibile su richiesta.



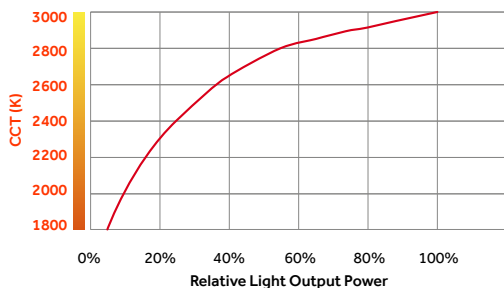
Tunable White 2700K - 6500K



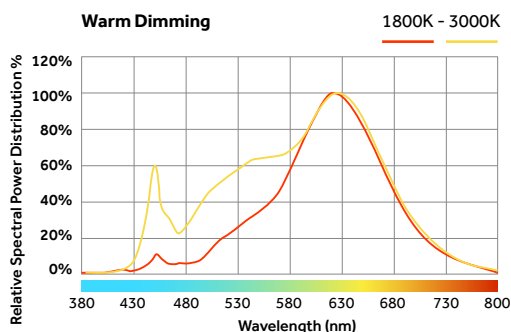
EN The spectral power distribution shows intensity of each wavelength (colour) emitted by the light source.
 IT Lo spettro della distribuzione della potenza mostra l'intensità di ciascuna lunghezza d'onda (colore) emessa dalla sorgente luminosa.



Warm Dimming (on request) 1800K - 3000K

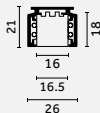
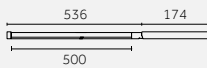

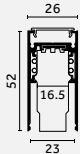
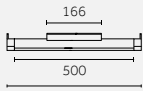
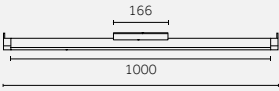
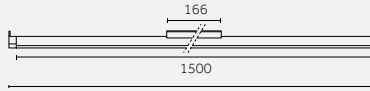
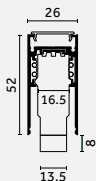
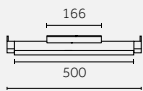
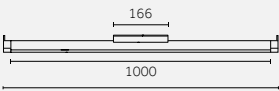
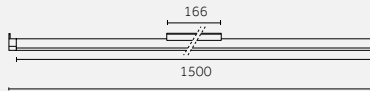



EN Colour temperature (CCT) changes according to light output levels (relative Light Output Power) dictated by the current provided to the LED (forward current). The lower the lighting level, the warmer the CCT.
 IT La temperatura colore cambia in base al livello di emissione luminosa definita dalla corrente del LED (corrente diretta). Più basso è il livello di illuminazione, più calda è la temperatura colore.

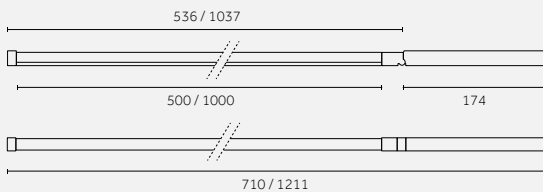



EN The spectral power distribution shows intensity of each wavelength (colour) emitted by the light source.
 IT Lo spettro della distribuzione della potenza mostra l'intensità di ciascuna lunghezza d'onda (colore) emessa dalla sorgente luminosa.

Technical info & codes

| | 500mm | 1000mm | 1500mm |
|---|---|--|---|
| <p>Incline 48V Opal</p>  |  |  | |
| | p.104 | p.104 | |
| <p>Incline 48V Opal Deep</p>  |  |  |  |
| | p.105 | p.105 | p.105 |
| <p>Incline 48V Opal Deep (Drop)</p>  |  |  |  |
| | p.106 | p.106 | p.106 |
|  | 114° | 114° | 114° |
| <p>Light source/ Sorgente luminosa</p> | <p>Incline 48V Opal 8 W 1152 lm - 1216 lm L70 B10=50,000h 2700 K, 3000 K, 3500 K CRI >90 SDCM <3</p> <p>On request: (4000K, CRI>90)</p> <p>—</p> | <p>Incline 48V Opal 16 W 2304 lm - 2432 lm L70 B10=50,000h 2700 K, 3000 K, 3500 K CRI >90 SDCM <3</p> <p>On request: (4000K, CRI>90)</p> <p>—</p> | <p>Incline 48V Opal -Deep 28 W 4642 lm - 5027 lm L80 B10=50,000h 2700 K, 3000 K, 3500 K CRI >90 SDCM <3</p> <p>Incline 48V Opal -Deep (Drop) 9 W 1155 lm - 1684 lm L80 B10=50,000h 2700 K, 3000 K, 3500 K CRI >90 SDCM <3</p> <p>Incline 48V Opal -Deep (Drop) 19 W 3110 lm - 3368 lm L80 B10=50,000h 2700 K, 3000 K, 3500 K CRI >90 SDCM <3</p> <p>Incline 48V Opal -Deep (Drop) 30 W 3934 lm - 4151 lm L80 B10=50,000h 2700 K-6500 K CRI >90 SDCM <3-<5</p> <p>On request: (4000K, CRI>90)</p> <p>Warm Dimming (1800K-3000K - CRI >95)</p> |

Opal



16
I



Code example:

D . **BS92** **F** . **HW** **21**

Track 48V: p. 158-159 / 162-163

Notes:

- In chart nominal Lumen/In tabella Lumen nominali.

Photometric data:

www.reggiani.net

500 mm

8 W 19 W/m Lumen delivered up to 681 lm / Lumen maintenance: L70 B10=50,000h

| Driver | Version | Length | Diffuser | Beam width | LED | K | CRI | lm | SDCM | Finishes |
|---------------|-------------|--------|------------------|------------|-----------|------|-----|------|------|-----------|
| D DALI | BS92 | 500 mm | F Opal55% | 114° | HW | 2700 | >90 | 1152 | <3 | 21 |
| | | | | | HQ | 3000 | >90 | 1216 | <3 | |
| | | | | | WQ | 3500 | >90 | 1216 | <3 | |

On request:
4000K (CRI >90)

1000 mm

16 W 19 W/m Lumen delivered up to 1362 lm / Lumen maintenance: L70 B10=50,000h

| Driver | Version | Length | Diffuser | Beam width | LED | K | CRI | lm | SDCM | Finishes |
|---------------|-------------|---------|------------------|------------|-----------|------|-----|------|------|-----------|
| D DALI | BS94 | 1000 mm | F Opal55% | 114° | HW | 2700 | >90 | 2304 | <3 | 21 |
| | | | | | HQ | 3000 | >90 | 2432 | <3 | |
| | | | | | WQ | 3500 | >90 | 2432 | <3 | |

On request:
4000K (CRI >90)



For Track 48V:

Recessed (p.158-159)
Surface/Pendant (p.162-163)



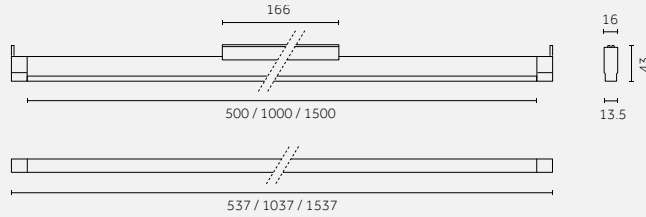

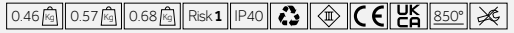
Deep Recessed (p.160-161)
Deep Surface/Pendant (p.164)
Deep Pendant-Indirect (p.165)
Deep Pendant-Double* (p.166)



For Traceline

Track 48V:
[visit reggiani.net](http://www.reggiani.net)

Opal - Deep



Code example:

D . **BQ92** **F** . **HW** **21**

Track 48V: p. 160-161 / 164-166

Notes:

- In chart nominal Lumen/In tabella Lumen nominali.

Photometric data:
www.reggiani.net

500 mm **9 W** 19 W/m Lumen delivered up to 690 lm / Lumen maintenance: L80 B10=50,000h

| Driver | Version | Length | Diffuser | Beam width | LED | K | CRI | lm | SDCM | Finishes |
|-------------|---------|--------|------------|------------|-----|------|-----|------|------|----------|
| D DALI | BQ92 | 500 mm | F Opal 55% | 114° | HW | 2700 | >90 | 1555 | <3 | 21 |
| H Bluetooth | | | | | HQ | 3000 | >90 | 1684 | <3 | |
| | | | | | WQ | 3500 | >90 | 1684 | <3 | |

On request:
4000K (CRI >90)
Warm Dimming 1800K-3000K (CRI >95)

10 W Tunable white - 20 W/m Lumen delivered up to 521-548 lm / Lumen maintenance: L80 B10=50,000h

| Driver | Version | Length | Diffuser | Beam width | LED | K | CRI | lm | SDCM | Finishes |
|--------|---------|--------|------------|------------|-----|-----------|-----|-----------|-------|----------|
| D DALI | BQ92 | 500 mm | F Opal 55% | 114° | QT | 2700-6500 | >90 | 1338-1412 | <3-<5 | 21 |

1000 mm **19 W** 19 W/m Lumen delivered up to 1379 lm / Lumen maintenance: L80 B10=50,000h

| Driver | Version | Length | Diffuser | Beam width | LED | K | CRI | lm | SDCM | Finishes |
|-------------|---------|---------|------------|------------|-----|------|-----|------|------|----------|
| D DALI | BQ94 | 1000 mm | F Opal 55% | 114° | HW | 2700 | >90 | 3110 | <3 | 21 |
| H Bluetooth | | | | | HQ | 3000 | >90 | 3368 | <3 | |
| | | | | | WQ | 3500 | >90 | 3368 | <3 | |

On request:
4000K (CRI >90)
Warm Dimming 1800K-3000K (CRI >95)

20 W Tunable white - 20 W/m Lumen delivered up to 1032-1085 lm / Lumen maintenance: L80 B10=50,000h

| Driver | Version | Length | Diffuser | Beam width | LED | K | CRI | lm | SDCM | Finishes |
|--------|---------|---------|------------|------------|-----|-----------|-----|-----------|-------|----------|
| D DALI | BQ94 | 1000 mm | F Opal 55% | 114° | QT | 2700-6500 | >90 | 2649-2796 | <3-<5 | 21 |

1500 mm **28 W** 19 W/m Lumen delivered up to 2069 lm / Lumen maintenance: L80 B10=50,000h

| Driver | Version | Length | Diffuser | Beam width | LED | K | CRI | lm | SDCM | Finishes |
|-------------|---------|---------|------------|------------|-----|------|-----|------|------|----------|
| D DALI | BQ97 | 1500 mm | F Opal 55% | 114° | HW | 2700 | >90 | 4642 | <3 | 21 |
| H Bluetooth | | | | | HQ | 3000 | >90 | 5027 | <3 | |
| | | | | | WQ | 3500 | >90 | 5027 | <3 | |

On request:
4000K (CRI >90)
Warm Dimming 1800K-3000K (CRI >95)

30 W Tunable white - 20 W/m Lumen delivered up to 1533-1611 lm / Lumen maintenance: L80 B10=50,000h

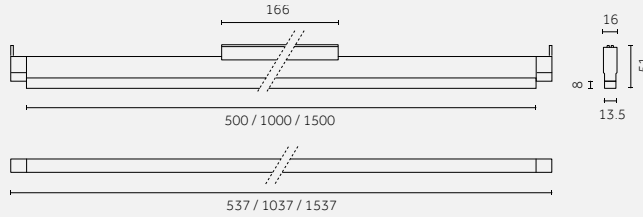

| Driver | Version | Length | Diffuser | Beam width | LED | K | CRI | lm | SDCM | Finishes |
|--------|---------|---------|------------|------------|-----|-----------|-----|-----------|-------|----------|
| D DALI | BQ97 | 1500 mm | F Opal 55% | 114° | QT | 2700-6500 | >90 | 3934-4151 | <3-<5 | 21 |



For Track 48V:

- Deep Recessed (p.160-161)
- Deep Surface/Pendant (p.164)
- Deep Pendant-Indirect (p.165)

Opal - Deep (Drop)



Code example:
D . **FQ92** **F** . **HW** **21**

Track 48V: p. 160-161 / 164-166
Notes:
 - In chart nominal Lumen/ In tabella Lumen nominali.

Photometric data:
 www.reggiani.net

500 mm **9 W** 19 W/m Lumen delivered up to 721 lm / Lumen maintenance: L80 B10=50,000h

| Driver | Version | Length | Diffuser | Beam width | LED | K | CRI | lm | SDCM | Finishes |
|--------------------|-------------|--------|------------------|-------------|-----------|------|-----|------|------|-----------|
| D DALI | FQ92 | 500mm | F Opal55% | 165° / 108° | HW | 2700 | >90 | 1555 | <3 | 21 |
| H Bluetooth | | | | | HQ | 3000 | >90 | 1684 | <3 | |
| | | | | | WQ | 3500 | >90 | 1684 | <3 | |

On request:
 4000K (CRI >90)
 ● Warm Dimming 1800K-3000K (CRI >95)

10 W Tunable white - 20 W/m Lumen delivered up to 542-570 lm / Lumen maintenance: L80 B10=50,000h

| Driver | Version | Length | Diffuser | Beam width | LED | K | CRI | lm | SDCM | Finishes |
|---------------|-------------|--------|------------------|-------------|-----------|-----------|-----|-----------|-------|-----------|
| D DALI | FQ92 | 500mm | F Opal55% | 165° / 108° | QT | 2700-6500 | >90 | 1338-1412 | <3-<5 | 21 |

1000 mm **19 W** 19 W/m Lumen delivered up to 1441 lm / Lumen maintenance: L80 B10=50,000h

| Driver | Version | Length | Diffuser | Beam width | LED | K | CRI | lm | SDCM | Finishes |
|--------------------|-------------|--------|------------------|-------------|-----------|------|-----|------|------|-----------|
| D DALI | FQ94 | 1000mm | F Opal55% | 165° / 108° | HW | 2700 | >90 | 3110 | <3 | 21 |
| H Bluetooth | | | | | HQ | 3000 | >90 | 3368 | <3 | |
| | | | | | WQ | 3500 | >90 | 3368 | <3 | |

On request:
 4000K (CRI >90)
 ● Warm Dimming 1800K-3000K (CRI >95)

20 W Tunable white - 20 W/m Lumen delivered up to 1074-1128 lm / Lumen maintenance: L80 B10=50,000h

| Driver | Version | Length | Diffuser | Beam width | LED | K | CRI | lm | SDCM | Finishes |
|---------------|-------------|--------|------------------|-------------|-----------|-----------|-----|-----------|-------|-----------|
| D DALI | FQ94 | 1000mm | F Opal55% | 165° / 108° | QT | 2700-6500 | >90 | 2649-2796 | <3-<5 | 21 |

1500 mm **28 W** 19 W/m Lumen delivered up to 2162 lm / Lumen maintenance: L80 B10=50,000h

| Driver | Version | Length | Diffuser | Beam width | LED | K | CRI | lm | SDCM | Finishes |
|--------------------|-------------|--------|------------------|-------------|-----------|------|-----|------|------|-----------|
| D DALI | FQ97 | 1500mm | F Opal55% | 165° / 108° | HW | 2700 | >90 | 4642 | <3 | 21 |
| H Bluetooth | | | | | HQ | 3000 | >90 | 5027 | <3 | |
| | | | | | WQ | 3500 | >90 | 5027 | <3 | |

On request:
 4000K (CRI >90)
 ● Warm Dimming 1800K-3000K (CRI >95)

30 W Tunable white - 20 W/m Lumen delivered up to 1594-1675 lm / Lumen maintenance: L80 B10=50,000h

| Driver | Version | Length | Diffuser | Beam width | LED | K | CRI | lm | SDCM | Finishes |
|---------------|-------------|--------|------------------|-------------|-----------|-----------|-----|-----------|-------|-----------|
| D DALI | FQ97 | 1500mm | F Opal55% | 165° / 108° | QT | 2700-6500 | >90 | 3934-4151 | <3-<5 | 21 |



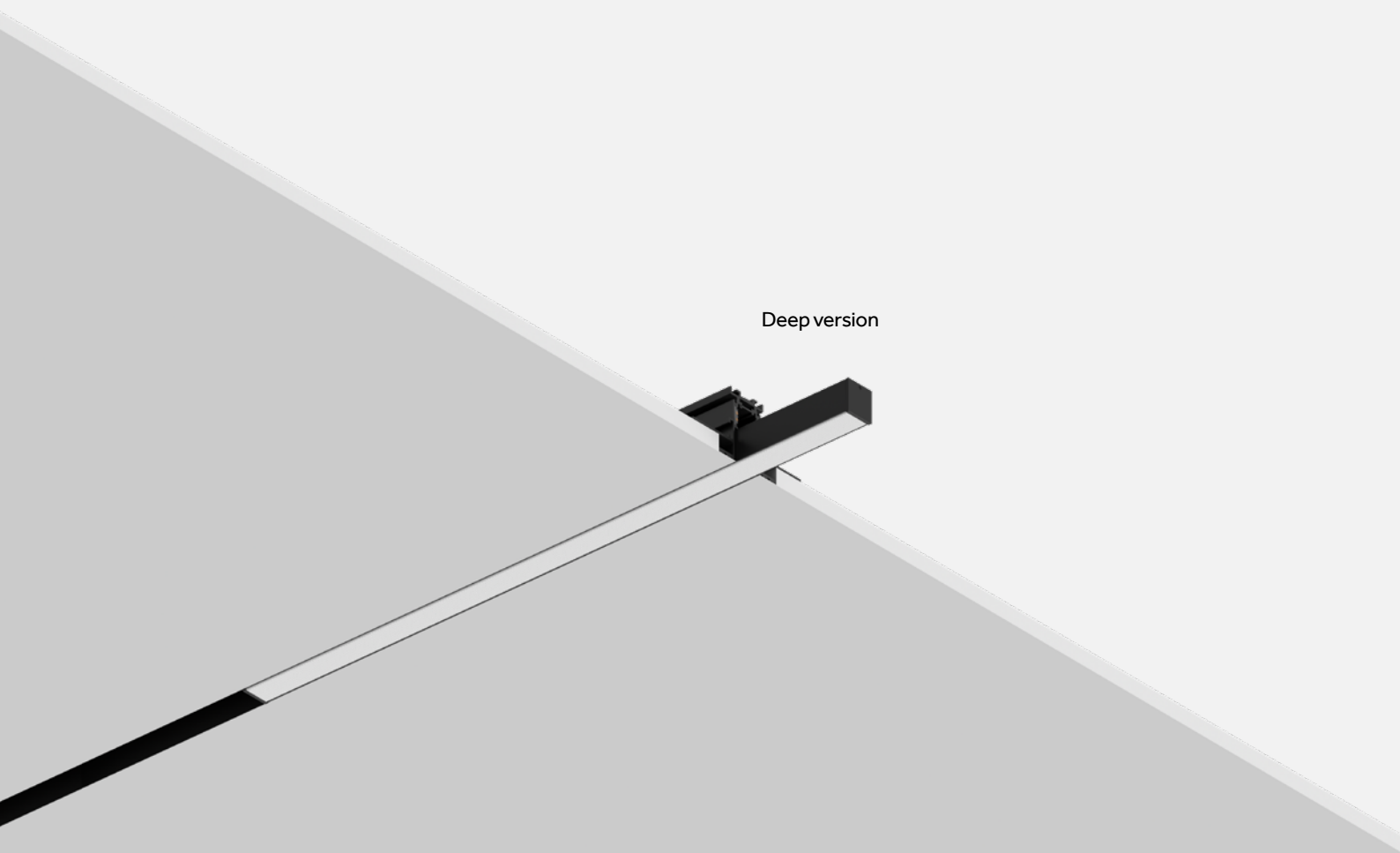
For Track 48V:
 Deep Recessed (p.160-161)
 Deep Surface/Pendant (p.164)
 Deep Pendant-Indirect (p.165)

Incline 48V Prismatic

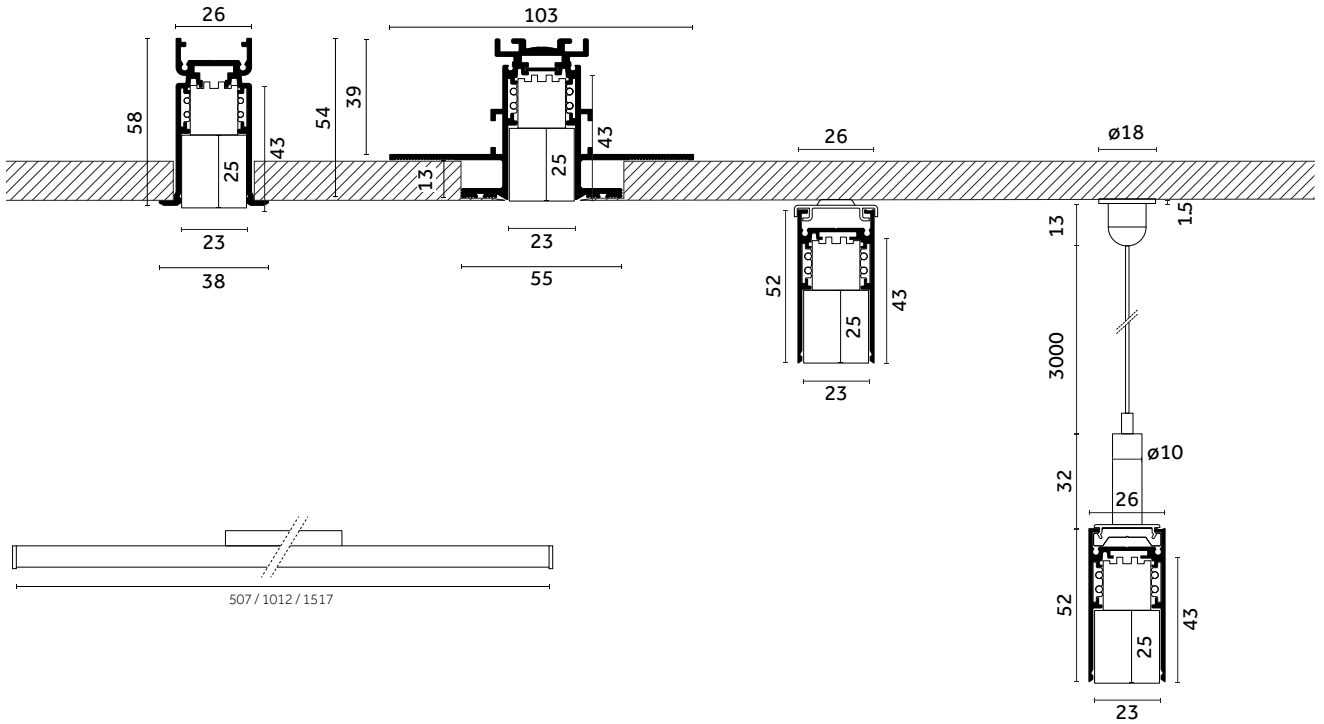
EN Incline 48V Prismatic offers high lumen output values with an efficacy of 114 lm/W. The recessed driver is hidden behind the linear profile and disappears inside the track, allowing you to create continuous line configurations.

IT Incline 48V Prismatic offre alti valori di lumen output con un'efficienza di 114 lm/W. Il driver arretrato si nasconde dietro al profilo lineare e scompare all'interno del binario, dando la possibilità di creare configurazioni in linea continua.

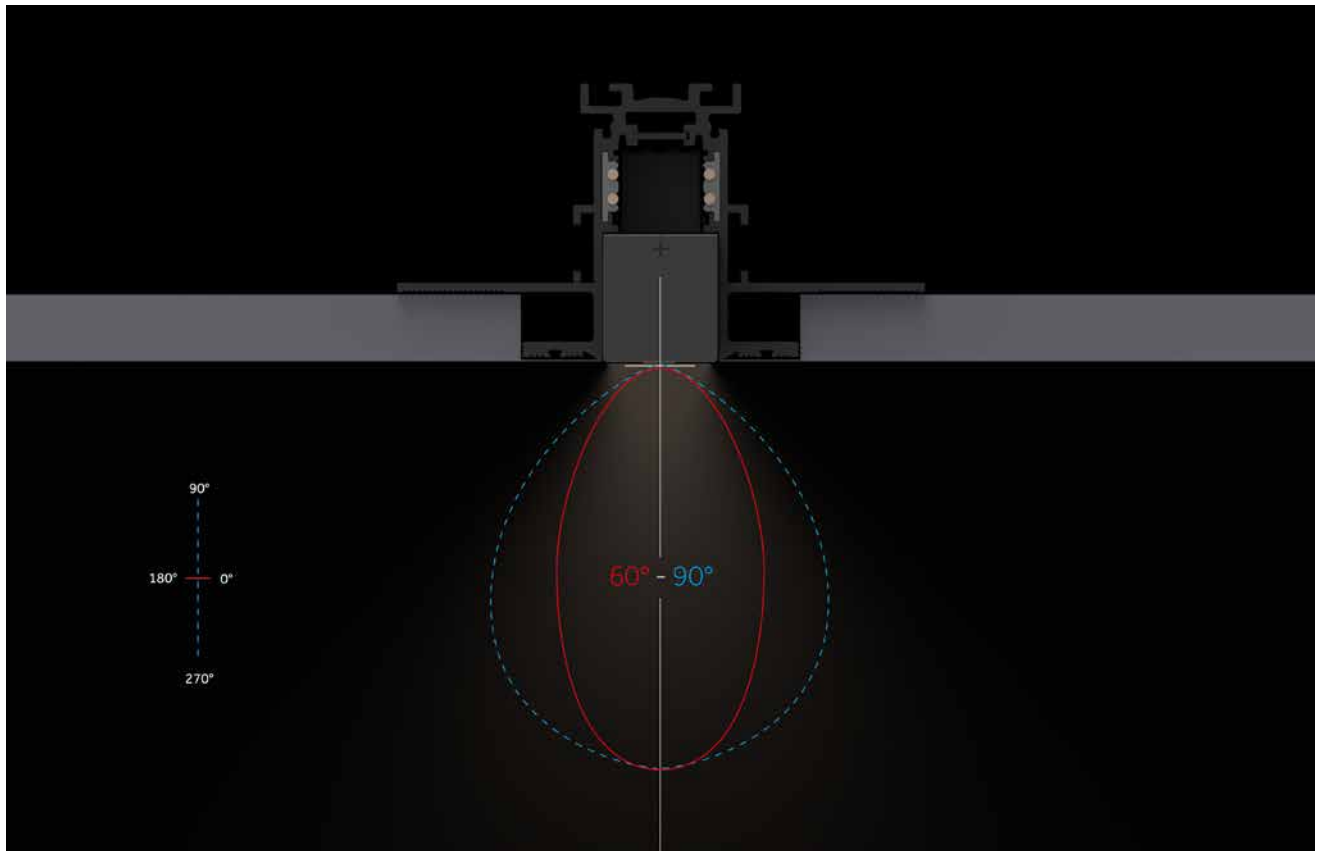
Deep version




Incline 48V Prismatic - Deep




^{EN} Incline 48V Prismatic - Deep's concealed driver disappears inside the Deep track.
^{IT} Il driver arretrato di Incline 48V Prismatic - Deep, scompare all'interno del binario Deep.



^{EN} Incline 48V Prismatic ensures a low level of glare and an elliptical beam (60°/90°).
^{IT} Incline 48V Prismatic garantisce un limitato livello di abbagliamento e un fascio ellittico (60°/90°).



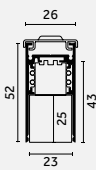
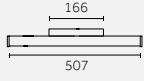
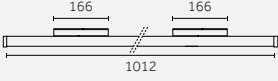


^{EN} The prismatic diffuser minimizes glare, providing uniform light distribution and enhancing visual comfort.
^{IT} Il diffusore prismatico riduce l'abbagliamento, offrendo una distribuzione uniforme della luce.



^{EN} The 2mm profile allows for continuous line installation without interruptions.

^{IT} Il profilo di soli 2mm permette un'installazione in linea continua senza interruzioni.

Technical info & codes

| | 500mm | 1000mm | 1500mm |
|---|---|--|--|
| <p>Incline 48V Precision</p>  |  |  |  |
| | p.113 | p.113 | p.113 |
|  | Wide (60° / 90°) | Wide (60° / 90°) | Wide (60° / 90°) |
| <p>Light source/ Sorgente luminosa</p> | <p>9 W 1555 lm - 1684 lm L80 B20=50,000h 2700 K, 3000 K, 3500 K CRI>90 SDCM <3</p> <p>On request: (4000K, CRI>90)</p> | <p>19 W 3110 lm - 3368 lm L80 B20=50,000h 2700 K, 3000 K, 3500 K CRI>90 SDCM <3</p> <p>On request: (4000K, CRI>90)</p> | <p>28 W 4642 lm - 5027 lm L80 B20=50,000h 2700 K, 3000 K, 3500 K CRI>90 SDCM <3</p> <p>On request: (4000K, CRI>90)</p> |

Prismatic Deep



Code example:

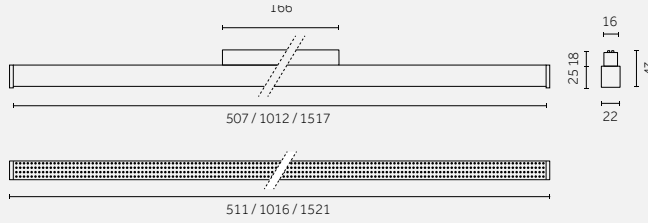
D . **GQ93** **F** . **HW** **21**

Track 48V: p. 118-119 / 122-123

Notes:

- In chart nominal Lumen/In tabella Lumen nominali.

Photometric data:
www.reggiani.net



500 mm

| 9 W | | 19 W/m | | Lumen delivered up to 1159 lm / Lumen maintenance: L80 B20=50,000h | | | | | | | |
|--------------------------------|-------------|--------|-----------|--|-----------|------|-----|------|------|-----------|--|
| Driver | Version | Length | Diffuser | Optics | LED | K | CRI | lm | SDCM | Finishes | |
| D DALI | GQ93 | 500 mm | Prismatic | F 60° / 90° | HW | 2700 | >90 | 1555 | <3 | 21 | |
| H Bluetooth | | | | | HQ | 3000 | >90 | 1684 | <3 | | |
| | | | | | WQ | 3500 | >90 | 1684 | <3 | | |
| On request: 4000K (CRI >90) | | | | | | | | | | | |

1000 mm

| 19 W | | 19 W/m | | Lumen delivered up to 2318 lm / Lumen maintenance: L80 B20=50,000h | | | | | | | |
|--------------------------------|-------------|---------|-----------|--|-----------|------|-----|------|------|-----------|--|
| Driver | Version | Length | Diffuser | Optics | LED | K | CRI | lm | SDCM | Finishes | |
| D DALI | GQ95 | 1000 mm | Prismatic | F 60° / 90° | HW | 2700 | >90 | 3110 | <3 | 21 | |
| H Bluetooth | | | | | HQ | 3000 | >90 | 3368 | <3 | | |
| | | | | | WQ | 3500 | >90 | 3368 | <3 | | |
| On request: 4000K (CRI >90) | | | | | | | | | | | |

1500 mm

| 28 W | | 19 W/m | | Lumen delivered up to 3477 lm / Lumen maintenance: L80 B20=50,000h | | | | | | | |
|--------------------------------|-------------|---------|-----------|--|-----------|------|-----|------|------|-----------|--|
| Driver | Version | Length | Diffuser | Optics | LED | K | CRI | lm | SDCM | Finishes | |
| D DALI | GQ97 | 1500 mm | Prismatic | F 60° / 90° | HW | 2700 | >90 | 4642 | <3 | 21 | |
| H Bluetooth | | | | | HQ | 3000 | >90 | 5027 | <3 | | |
| | | | | | WQ | 3500 | >90 | 5027 | <3 | | |
| On request: 4000K (CRI >90) | | | | | | | | | | | |



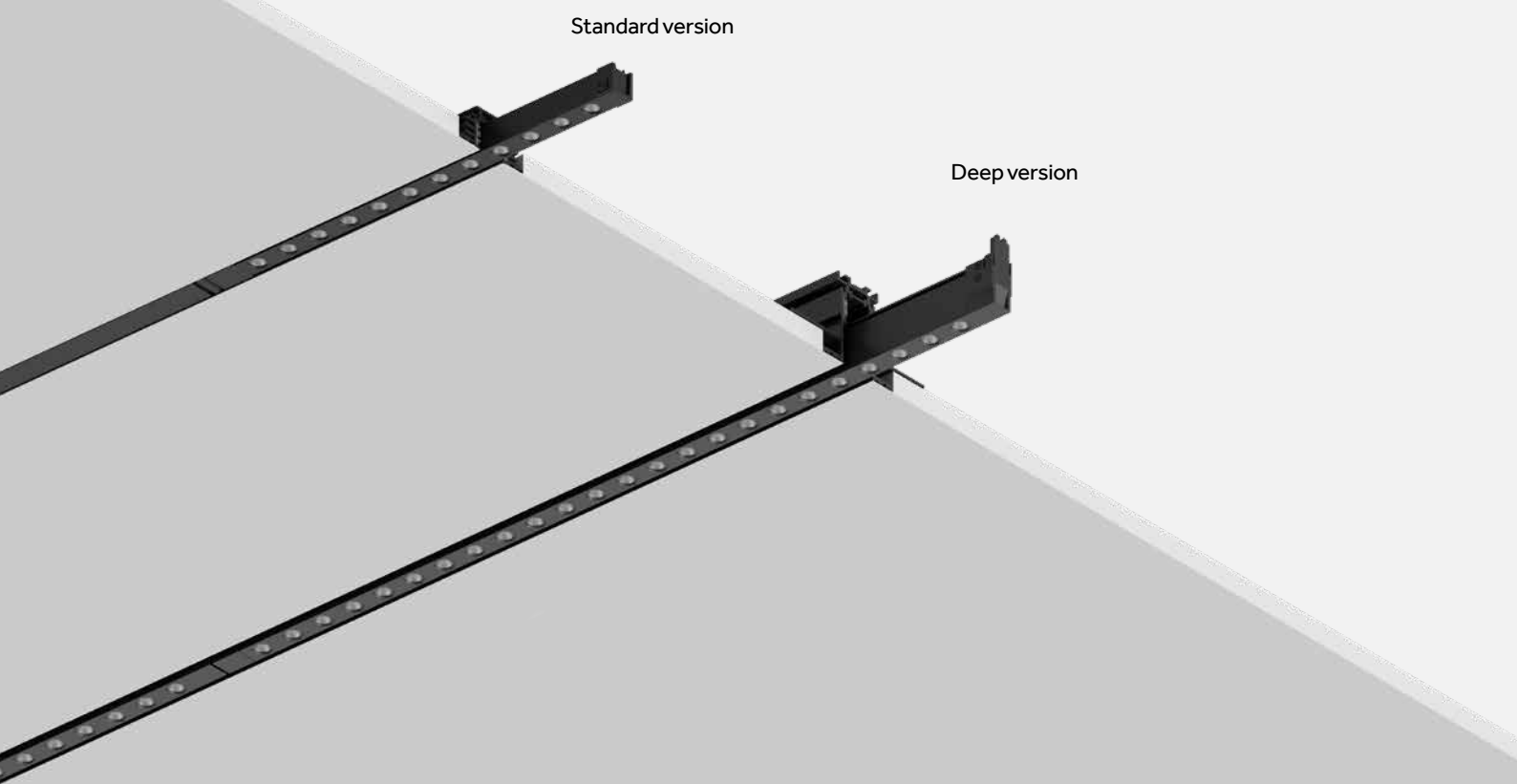
For Track 48V:

- Deep Recessed (p.160-161)
- Deep Surface/Pendant (p.164)
- Deep Pendant-Indirect (p.165)

Incline Dark Performance (UGR<19)

EN Incline 48V Dark Performance, available both for standard and deep tracks, is a true task light for 48V track. With UGR<19, visual comfort in the workplace is assured. Multiple beam angles, lengths and additional accessories make it possible to fulfill all types of task lighting requirements in all projects.

IT Incline 48V Dark Performance, disponibile sia per binari standard che deep, rappresenta una vera e propria soluzione tecnica per binari 48V. Con un UGR<19, il comfort visivo sul posto di lavoro è assicurato. Le diverse opzioni di fascio luminoso, le lunghezze e gli accessori consentono di soddisfare tutti i requisiti di illuminazione per l'ufficio.





Incline 48V Dark Performance (UGR<19)

^{EN} Incline 48V Dark Performance, available both for standard and deep tracks, represents the ideal solution for task lighting.

^{IT} Incline 48V Dark Performance, disponibile sia per binari standard che deep, rappresenta una soluzione ideale per task lighting.

The magnetic accessories



^{EN} Magnetic System for accessories
^{IT} Sistema magnetico di attacco accessori

EN Incline 48V Dark Performance offers a wide range of optical and decorative accessories that make it even more flexible in contexts such as museums, commercial spaces, retail stores, offices and hospitality. The accessories allow you to change the light distribution, increase visual comfort or transform the light by changing both its temperature and color.

IT Incline 48V Dark Performance offre un'ampia gamma di accessori ottici e decorativi per rendere ancora più flessibile il suo utilizzo in contesti diversi come quello museale, commerciale, retail, office e hospitality. Gli accessori permettono di modificare la distribuzione luminosa, aumentare il comfort visivo o trasformare la luce cambiando temperatura o colore della luce.



Coloured filters/
Filtri colorati



Selective filters/
Filtri selettivi



Spread lens/
Lente prismatica



Honeycomb louvre/
Griglia alveolare



Opal lens/
Lente opale



Elliptical lens/
Lente ellittica



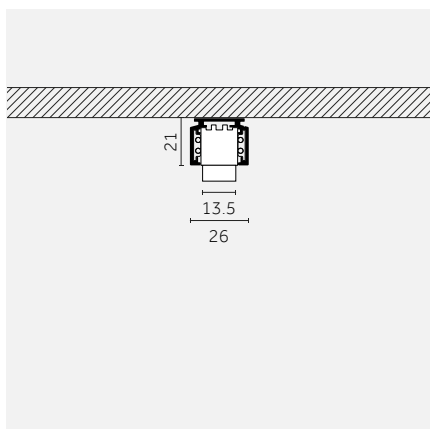
Snoot/
Cilindro anti-abbaglio



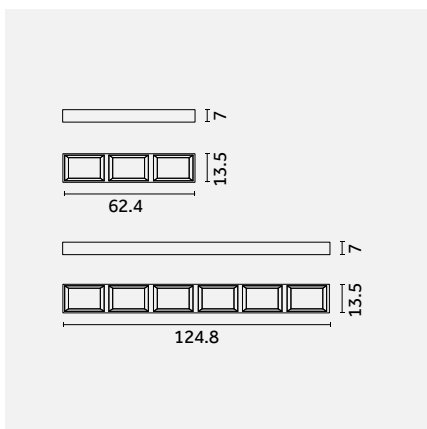
Snoot with opal filter/
Cilindro anti-abbaglio con
filtro opale



Decorative accessory/
Accessorio decorativo



EN Incline Dark Performance + accessory
IT Incline Dark Performance + accessorio

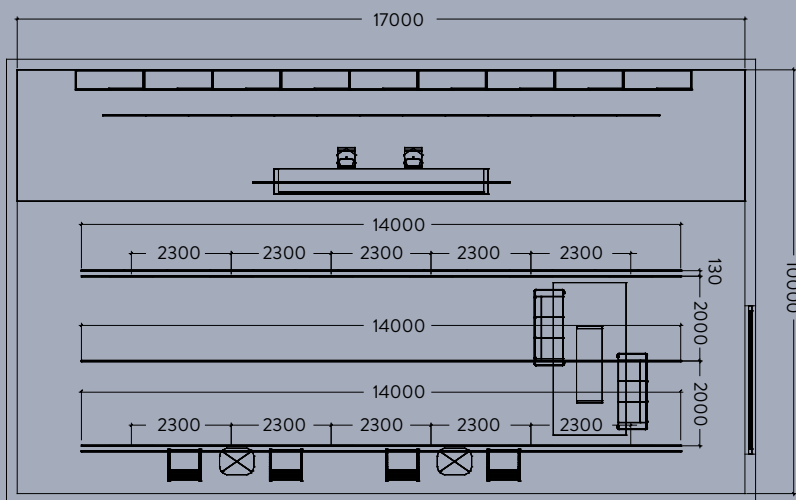


EN Accessories available in two different lengths: 62.5mm and 125mm
IT Accessori disponibili in due diverse lunghezze: 62.5mm e 125mm

EN Double height installation example (7m)
 IT Esempio di installazione su doppia altezza (7m)



Products: Incline 48V Dark Performance (UGR<19) Deep - 1000mm, 22W, 3000K
 Incline 48V Opal, 1000mm - Deep (Drop) 19W, 3000K
Center distance: Incline 48V Dark Performance (UGR<19) = 2300mm
 Incline 48V Opal = 1500mm
Average illuminance: 500lx



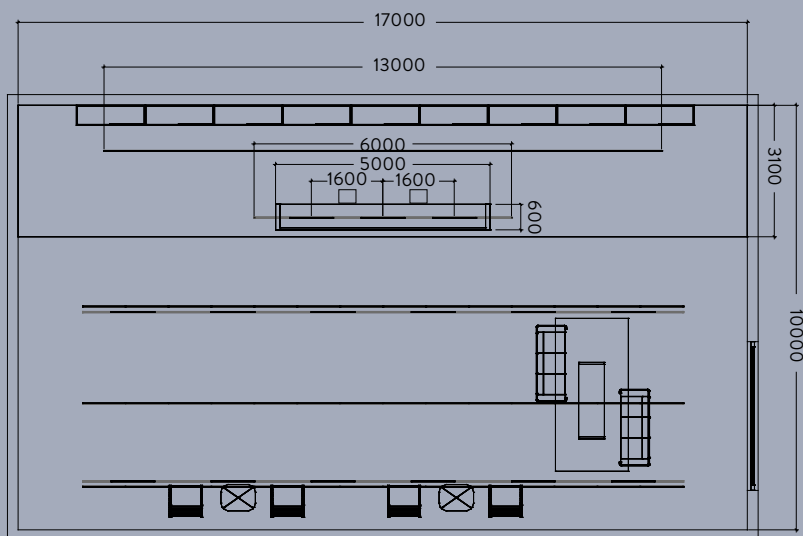
EN
IT

Standard height installation example (3m)
Esempio di installazione su altezza standard (3m)

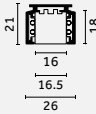
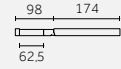
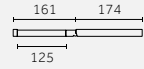
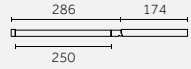
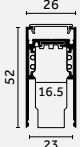






Products: Incline 48V Dark Performance (UGR<19), Deep - 500mm, 11W, 3000K
Center distance: Incline 48V Dark Performance (UGR<19) = 1600mm
Average illuminance on workplane: 1200lx


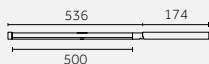
Incline 48V Dark Performance (UGR<19)



Technical info & codes

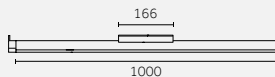
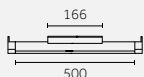
| | 62,5mm | 125mm | 250mm |
|---|---|---|--|
| <p>Incline 48V Dark Performance (UGR<19)</p>  |  |  |  |
| | p.124 | p.124 | p.124 |
| <p>Incline 48V Dark Performance (UGR<19) Deep</p>  |  |  |  |
| | p.125 | p.125 | p.125 |
|  | <p>Narrow (18°) Medium (24°) Medium Wide (35°) Wide (50°)</p> | <p>Narrow (18°) Medium (24°) Medium Wide (35°) Wide (50°)</p> | <p>Narrow (18°) Medium (24°) Medium Wide (35°) Wide (50°)</p> |
| <p>Light source/ Sorgente luminosa</p> | <p>Dark Performance (UGR<19) 2 W 254 lm - 275 lm L80 B20=50,000h 2700 K, 3000 K, 3500 K CRI >90 SDCM <3</p> <p>On request: (4000K, CRI>90)</p> <p>—</p> <p>Dark Performance (UGR<19) Deep 2 W 254 lm - 275 lm L80 B20=50,000h 2700 K, 3000 K, 3500 K CRI >90 SDCM <3</p> <p>3 W 407 lm - 441 lm L80 B10=50,000h 2700 K, 3000 K, 3500 K CRI >90 SDCM <3</p> <p>On request: (4000K, CRI>90)</p> | <p>Dark Performance (UGR<19) 4 W 508 lm - 551 lm L80 B20=50,000h 2700 K, 3000 K, 3500 K CRI >90 SDCM <3</p> <p>On request: (4000K, CRI>90)</p> <p>—</p> <p>Dark Performance (UGR<19) Deep 4 W 508 lm - 551 lm L80 B10=50,000h 2700 K, 3000 K, 3500 K CRI >90 SDCM <3</p> <p>7 W 814 lm - 882 lm L80 B10=50,000h 2700 K, 3000 K, 3500 K CRI >90 SDCM <3</p> <p>On request: (4000K, CRI>90)</p> | <p>Dark Performance (UGR<19) 6 W 803 lm - 870 lm L80 B20=50,000h 2700 K, 3000 K, 3500 K CRI >90 SDCM <3</p> <p>On request: (4000K, CRI>90)</p> <p>—</p> <p>Dark Performance (UGR<19) Deep 8 W 1017 lm - 1102 lm L80 B10=50,000h 2700 K, 3000 K, 3500 K CRI >90 SDCM <3</p> <p>14 W 1628 lm - 1764 lm L80 B10=50,000h 2700 K, 3000 K, 3500 K CRI >90 SDCM <3</p> <p>On request: (4000K, CRI>90)</p> |

| | |
|--------------|---------------|
| 500mm | 1000mm |
|--------------|---------------|



p.124

p.124



p.126

p.126

Narrow (18°)
 Medium (24°)
 Medium Wide (35°)
 Wide (50°)

Narrow (18°)
 Medium (24°)
 Medium Wide (35°)
 Wide (50°)

Dark Performance (UGR<19)

11 W
 1606 lm - 1740 lm
 L80 B20=50,000h
 2700 K, 3000 K, 3500 K
 CRI >90
 SDCM <3

On request:
 (4000K, CRI>90)

—

Dark Performance (UGR<19)

22 W
 3212 lm - 3480 lm
 L80 B20=50,000h
 2700 K, 3000 K, 3500 K
 CRI >90
 SDCM <3

On request:
 (4000K, CRI>90)

—

Dark Performance (UGR<19)

Deep
 11 W
 1606 lm - 1740 lm
 L80 B10=50,000h
 2700 K, 3000 K, 3500 K
 CRI >90
 SDCM <3

27 W
 3256 lm - 3527 lm
 L80 B10=50,000h
 2700 K, 3000 K, 3500 K
 CRI >90
 SDCM <3

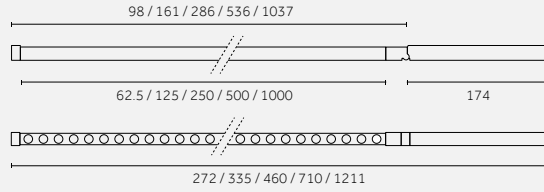
On request:
 (4000K, CRI>90)

Dark Performance (UGR<19)

Deep
 22 W
 3212 lm - 3480 lm
 L80 B10=50,000h
 2700 K, 3000 K, 3500 K
 CRI >90
 SDCM <3

On request:
 (4000K, CRI>90)

Dark Performance (UGR<19)



16
I 16



Code example:
D . **LS91** **B** . **HW** **21**

Track 48V: p. 158-159 / 162-163
Accessories: p.127-128

Notes:
- In chart nominal Lumen/In tabella Lumen nominali.

Photometric data:
www.reggiani.net

62,5 mm (3LED)

2 W 22 W/m

Lumen delivered up to 247 lm / Lumen maintenance: L80 B20=50,000h

| Driver | Version | Length | Diffuser | Optics | LED | K | CRI | lm | SDCM | Finishes |
|--------------------|-------------|---------|------------------|--------------------------|--------------------------------|------|-----|-----|------|-----------|
| D DALI | LS91 | 62,5 mm | Dark Performance | B 18° Narrow | HW | 2700 | >90 | 254 | <3 | 21 |
| H Bluetooth | | | | E 24° Medium | HQ | 3000 | >90 | 275 | <3 | |
| | | | | H 35° Medium-wide | WQ | 3500 | >90 | 275 | <3 | |
| | | | | M 50° Wide | On request: 4000K (CRI >90) | | | | | |

125 mm (6LED)

4 W 22 W/m

Lumen delivered up to 494 lm / Lumen maintenance: L80 B20=50,000h

| Driver | Version | Length | Diffuser | Optics | LED | K | CRI | lm | SDCM | Finishes |
|--------------------|-------------|--------|------------------|--------------------------|--------------------------------|------|-----|-----|------|-----------|
| D DALI | LS92 | 125 mm | Dark Performance | B 18° Narrow | HW | 2700 | >90 | 508 | <3 | 21 |
| H Bluetooth | | | | E 24° Medium | HQ | 3000 | >90 | 551 | <3 | |
| | | | | H 35° Medium-wide | WQ | 3500 | >90 | 551 | <3 | |
| | | | | M 50° Wide | On request: 4000K (CRI >90) | | | | | |

250 mm (12LED)

6 W 22 W/m

Lumen delivered up to 756 lm / Lumen maintenance: L80 B20=50,000h

| Driver | Version | Length | Diffuser | Optics | LED | K | CRI | lm | SDCM | Finishes |
|--------------------|-------------|--------|------------------|--------------------------|--------------------------------|------|-----|-----|------|-----------|
| D DALI | KS92 | 250 mm | Dark Performance | B 18° Narrow | HW | 2700 | >90 | 803 | <3 | 21 |
| H Bluetooth | | | | E 24° Medium | HQ | 3000 | >90 | 870 | <3 | |
| | | | | H 35° Medium-wide | WQ | 3500 | >90 | 870 | <3 | |
| | | | | M 50° Wide | On request: 4000K (CRI >90) | | | | | |

500 mm (24LED)

11 W 22 W/m

Lumen delivered up to 1513 lm / Lumen maintenance: L80 B20=50,000h

| Driver | Version | Length | Diffuser | Optics | LED | K | CRI | lm | SDCM | Finishes |
|--------------------|-------------|--------|------------------|--------------------------|--------------------------------|------|-----|------|------|-----------|
| D DALI | KS93 | 500 mm | Dark Performance | B 18° Narrow | HW | 2700 | >90 | 1606 | <3 | 21 |
| H Bluetooth | | | | E 24° Medium | HQ | 3000 | >90 | 1740 | <3 | |
| | | | | H 35° Medium-wide | WQ | 3500 | >90 | 1740 | <3 | |
| | | | | M 50° Wide | On request: 4000K (CRI >90) | | | | | |

1000 mm (48LED)

22 W 22 W/m

Lumen delivered up to 3026 lm / Lumen maintenance: L80 B20=50,000h

| Driver | Version | Length | Diffuser | Optics | LED | K | CRI | lm | SDCM | Finishes |
|--------------------|-------------|---------|------------------|--------------------------|--------------------------------|------|-----|------|------|-----------|
| D DALI | KS95 | 1000 mm | Dark Performance | B 18° Narrow | HW | 2700 | >90 | 3212 | <3 | 21 |
| H Bluetooth | | | | E 24° Medium | HQ | 3000 | >90 | 3480 | <3 | |
| | | | | H 35° Medium-wide | WQ | 3500 | >90 | 3480 | <3 | |
| | | | | M 50° Wide | On request: 4000K (CRI >90) | | | | | |



For Track 48V:
Recessed (p.158-159)
Surface/Pendant (p.162-163)



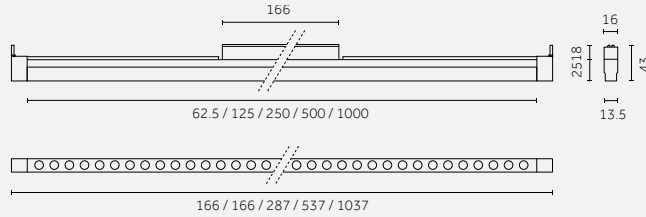
Deep Recessed (p.160-161)
Deep Surface/Pendant (p.164)
Deep Pendant-Indirect (p.165)
Deep Pendant-Double* (p.166)



For Traceline Track 48V:
visit reggiani.net

Dark Performance (UGR<19) - Deep

0.35 0.45 0.60 0.80 1.00 Risk1 IP40 850°



Code example:

D . KQ90 B . HW 21

Track 48V: p.160-161 / 164-166
Accessories: p.127-128

Notes:

- In chart nominal Lumen/ In tabella Lumen nominali.

Photometric data:
www.reggiani.net

62,5 mm (3LED)

2 W 22 W/m Lumen delivered up to 247 lm / Lumen maintenance: L80 B10=50,000h

| Driver | Version | Length | Diffuser | Optics | LED | K | CRI | lm | SDCM | Finishes |
|-------------|-------------|---------|------------------|--------------------------|-----------|------|-----|-----|------|-----------|
| D DALI | KQ90 | 62,5 mm | Dark Performance | B 18° Narrow | HW | 2700 | >90 | 254 | <3 | 21 |
| H Bluetooth | | | | E 24° Medium | HQ | 3000 | >90 | 275 | <3 | |
| | | | | H 35° Medium-wide | WQ | 3500 | >90 | 275 | <3 | |
| | | | | M 50° Wide | | | | | | |

On request:
4000K (CRI >90)

3 W 55 W/m

Lumen delivered up to 396 lm / Lumen maintenance: L80 B10=50,000h

| Driver | Version | Length | Diffuser | Optics | LED | K | CRI | lm | SDCM | Finishes |
|-------------|-------------|---------|------------------|--------------------------|-----------|------|-----|-----|------|-----------|
| D DALI | LQ91 | 62,5 mm | Dark Performance | B 18° Narrow | HW | 2700 | >90 | 407 | <3 | 21 |
| H Bluetooth | | | | E 24° Medium | HQ | 3000 | >90 | 441 | <3 | |
| | | | | H 35° Medium-wide | WQ | 3500 | >90 | 441 | <3 | |
| | | | | M 50° Wide | | | | | | |

On request:
4000K (CRI >90)

125 mm (6LED)

4 W 22 W/m Lumen delivered up to 494 lm / Lumen maintenance: L80 B10=50,000h

| Driver | Version | Length | Diffuser | Optics | LED | K | CRI | lm | SDCM | Finishes |
|-------------|-------------|--------|------------------|--------------------------|-----------|------|-----|-----|------|-----------|
| D DALI | KQ91 | 125 mm | Dark Performance | B 18° Narrow | HW | 2700 | >90 | 508 | <3 | 21 |
| H Bluetooth | | | | E 24° Medium | HQ | 3000 | >90 | 551 | <3 | |
| | | | | H 35° Medium-wide | WQ | 3500 | >90 | 551 | <3 | |
| | | | | M 50° Wide | | | | | | |

On request:
4000K (CRI >90)

7 W 55 W/m

Lumen delivered up to 792 lm / Lumen maintenance: L80 B10=50,000h

| Driver | Version | Length | Diffuser | Optics | LED | K | CRI | lm | SDCM | Finishes |
|-------------|-------------|--------|------------------|--------------------------|-----------|------|-----|-----|------|-----------|
| D DALI | LQ92 | 125 mm | Dark Performance | B 18° Narrow | HW | 2700 | >90 | 814 | <3 | 21 |
| H Bluetooth | | | | E 24° Medium | HQ | 3000 | >90 | 882 | <3 | |
| | | | | H 35° Medium-wide | WQ | 3500 | >90 | 882 | <3 | |
| | | | | M 50° Wide | | | | | | |

On request:
4000K (CRI >90)

250 mm (12LED)

8 W 22 W/m Lumen delivered up to 808 lm / Lumen maintenance: L80 B10=50,000h

| Driver | Version | Length | Diffuser | Optics | LED | K | CRI | lm | SDCM | Finishes |
|-------------|-------------|--------|------------------|--------------------------|-----------|------|-----|------|------|-----------|
| D DALI | KQ92 | 250 mm | Dark Performance | B 18° Narrow | HW | 2700 | >90 | 1017 | <3 | 21 |
| H Bluetooth | | | | E 24° Medium | HQ | 3000 | >90 | 1102 | <3 | |
| | | | | H 35° Medium-wide | WQ | 3500 | >90 | 1102 | <3 | |
| | | | | M 50° Wide | | | | | | |

On request:
4000K (CRI >90)

14 W 55 W/m

Lumen delivered up to 1295 lm / Lumen maintenance: L80 B10=50,000h

| Driver | Version | Length | Diffuser | Optics | LED | K | CRI | lm | SDCM | Finishes |
|-------------|-------------|--------|------------------|--------------------------|-----------|------|-----|------|------|-----------|
| D DALI | LQ93 | 250 mm | Dark Performance | B 18° Narrow | HW | 2700 | >90 | 1628 | <3 | 21 |
| H Bluetooth | | | | E 24° Medium | HQ | 3000 | >90 | 1764 | <3 | |
| | | | | H 35° Medium-wide | WQ | 3500 | >90 | 1764 | <3 | |
| | | | | M 50° Wide | | | | | | |

On request:
4000K (CRI >90)



For Track 48V:

- Deep Recessed (p.160-161)
- Deep Surface/Pendant (p.164)
- Deep Pendant-Indirect (p.165)

500 mm (24LED) Lumen delivered up to 1513 lm / Lumen maintenance: L80 B10=50,000h

| 11 W | 22 W/m | | | | | | | | | | |
|-------------|---------|--------|------------------|-------------------|--------------------------------|------|-----|------|------|--|--|
| Driver | Version | Length | Diffuser | Optics | LED | K | CRI | lm | SDCM | Finishes | |
| D DALI | KQ93 | 500mm | Dark Performance | B 18° Narrow | HW | 2700 | >90 | 1606 | <3 | 21 ■ | |
| H Bluetooth | | | | E 24° Medium | HQ | 3000 | >90 | 1740 | <3 | | |
| | | | | H 35° Medium-wide | WQ | 3500 | >90 | 1740 | <3 | | |
| | | | | M 50° Wide | On request: 4000K (CRI >90) | | | | | | |

27 W 55 W/m Lumen delivered up to 3168 lm / Lumen maintenance: L80 B10=50,000h

| Driver | Version | Length | Diffuser | Optics | LED | K | CRI | lm | SDCM | Finishes |
|-------------|---------|--------|------------------|-------------------|--------------------------------|------|-----|------|------|--|
| D DALI | LQ95 | 500mm | Dark Performance | B 18° Narrow | HW | 2700 | >90 | 3256 | <3 | 21 ■ |
| H Bluetooth | | | | E 24° Medium | HQ | 3000 | >90 | 3527 | <3 | |
| | | | | H 35° Medium-wide | WQ | 3500 | >90 | 3527 | <3 | |
| | | | | M 50° Wide | On request: 4000K (CRI >90) | | | | | |

1000 mm (48LED) Lumen delivered up to 3026 lm / Lumen maintenance: L80 B10=50,000h

| 22 W | 22 W/m | | | | | | | | | | |
|-------------|---------|--------|------------------|-------------------|--------------------------------|------|-----|------|------|--|--|
| Driver | Version | Length | Diffuser | Optics | LED | K | CRI | lm | SDCM | Finishes | |
| D DALI | KQ95 | 1000mm | Dark Performance | B 18° Narrow | HW | 2700 | >90 | 3212 | <3 | 21 ■ | |
| H Bluetooth | | | | E 24° Medium | HQ | 3000 | >90 | 3480 | <3 | | |
| | | | | H 35° Medium-wide | WQ | 3500 | >90 | 3480 | <3 | | |
| | | | | M 50° Wide | On request: 4000K (CRI >90) | | | | | | |



For Track 48V:

- Deep Recessed (p.160-161)
- Deep Surface/Pendant (p.164)
- Deep Pendant-Indirect (p.165)

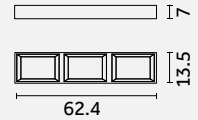
Accessories

Incline 48V - Dark Performance (UGR<19) - 62,5 mm

Colored filters/ Filtri colorati



| | |
|---|---------------------|
| Description | Code |
| Square holder with colored filter/ Holder quadrato con filtro colorato | 0.27305.004A |
| For 3X LED | 0.27305.005A |
| | 0.27305.006A |
| | 0.27305.007A |
| Colour: | 0.27305.008A |
| 4A Red 6A Blue 8A Yellow | 0.27305.009A |
| 5A Green 7A Pink 9A Orange | |



Selective filters/ Filtri selettivi



| | |
|---|---------------------|
| Description | Code |
| Square holder with 3000K-2700K filter/ Holder con filtro 3000K-2700K | 0.27306.0000 |
| For 3X LED | |



| | |
|---|---------------------|
| Description | Code |
| Square holder with 2700K-2000K filter/ Holder con filtro 2700K-2000K | 0.27309.0000 |
| For 3X LED | |



| | |
|---|---------------------|
| Description | Code |
| Square holder with 2700K-2500K filter/ Holder con filtro 2700K-2500K | 0.27307.0000 |
| For 3X LED | |



| | |
|---|---------------------|
| Description | Code |
| Square holder with 3000K-3500K filter/ Holder con filtro 3000K-3500K | 0.27310.0000 |
| For 3X LED | |



| | |
|---|---------------------|
| Description | Code |
| Square holder with 2700K-2200K filter/ Holder con filtro 2700K-2200K | 0.27308.0000 |
| For 3X LED | |



| | |
|---|---------------------|
| Description | Code |
| Square holder with 3000K-4000K filter/ Holder con filtro 3000K-4000K | 0.27311.0000 |
| For 3X LED | |

Optics accessories/ Accessori ottiche



| | |
|--|---------------------|
| Description | Code |
| Snoot with opal filter/ Cilindro anti-abbaglio con filtro opale | 0.27301.0021 |
| For 3X LED | |



| | |
|---|---------------------|
| Description | Code |
| Square holder with opal lens/ Holder con lente opale | 0.27313.0000 |
| For 3X LED | |



| | |
|----------------------------------|---------------------|
| Description | Code |
| Snoot/ Cilindro anti-abbaglio | 0.27302.0021 |
| For 3X LED | |



| | |
|--|---------------------|
| Description | Code |
| Square holder with spread lens/ Holder con lente prismatica | 0.27314.0000 |
| For 3X LED | |



| | |
|--|---------------------|
| Description | Code |
| Square holder with elliptical lens / Holder con filtro ellittico rigato | 0.27312.0000 |
| For 3X LED | |



| | |
|---|---------------------|
| Description | Code |
| Square holder with honeycomb/ Holder con griglia alveolare | 0.27325.0000 |
| For 3X LED | |

Decorative accessories/ Accessori decorativi



| | |
|--|---------------------|
| Description | Code |
| Decorative frosted attachment / Accessorio decorativo opaco | 0.27327.0000 |
| For 3X LED | |



Incline 48V - Dark Performance (UGR<19) - 125 mm

Colored filters/ Filtri colorati



| Description | Code |
|---|---------------------|
| Square holder with colored filter/ Holder quadrato con filtro colorato | 0.27332.004A |
| For 6X LED | 0.27332.005A |
| | 0.27332.006A |
| | 0.27332.007A |
| Colour: | 0.27332.008A |
| 4A Red 6A Blue 8A Yellow | 0.27332.009A |
| 5A Green 7A Pink 9A Orange | |



Selective filters/ Filtri selettivi



| Description | Code |
|---|---------------------|
| Square holder with 3000K-2700K filter/ Holder con filtro 3000K-2700K | 0.27333.0000 |
| For 6X LED | |



| Description | Code |
|---|---------------------|
| Square holder with 2700K-2000K filter/ Holder con filtro 2700K-2000K | 0.27336.0000 |
| For 6X LED | |



| Description | Code |
|---|---------------------|
| Square holder with 2700K-2500K filter/ Holder con filtro 2700K-2500K | 0.27334.0000 |
| For 6X LED | |



| Description | Code |
|---|---------------------|
| Square holder with 3000K-3500K filter/ Holder con filtro 3000K-3500K | 0.27337.0000 |
| For 6X LED | |



| Description | Code |
|---|---------------------|
| Square holder with 2700K-2200K filter/ Holder con filtro 2700K-2200K | 0.27335.0000 |
| For 6X LED | |



| Description | Code |
|---|---------------------|
| Square holder with 3000K-4000K filter/ Holder con filtro 3000K-4000K | 0.27338.0000 |
| For 6X LED | |

Optics accessories/ Accessori ottiche



| Description | Code |
|--|---------------------|
| Snoot with opal filter/ Cilindro anti-abbaglio con filtro opale | 0.27331.0021 |
| For 6X LED | |



| Description | Code |
|---|---------------------|
| Square holder with opal lens/ Holder con lente opale | 0.27340.0000 |
| For 6X LED | |



| Description | Code |
|----------------------------------|---------------------|
| Snoot/ Cilindro anti-abbaglio | 0.27328.0021 |
| For 6X LED | |



| Description | Code |
|--|---------------------|
| Square holder with spread lens/ Holder con lente prismatica | 0.27341.0000 |
| For 6X LED | |



| Description | Code |
|---|---------------------|
| Square holder with elliptical lens/ Holder con filtro ellittico rigato | 0.27339.0000 |
| For 6X LED | |

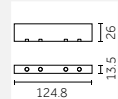


| Description | Code |
|---|---------------------|
| Square holder with honeycomb/ Holder con griglia alveolare | 0.27329.0000 |
| For 6X LED | |

Decorative accessories/ Accessori decorativi



| Description | Code |
|---|---------------------|
| Decorative frosted attachment/ Accessorio decorativo opaco | 0.27342.0000 |
| For 6X LED | |




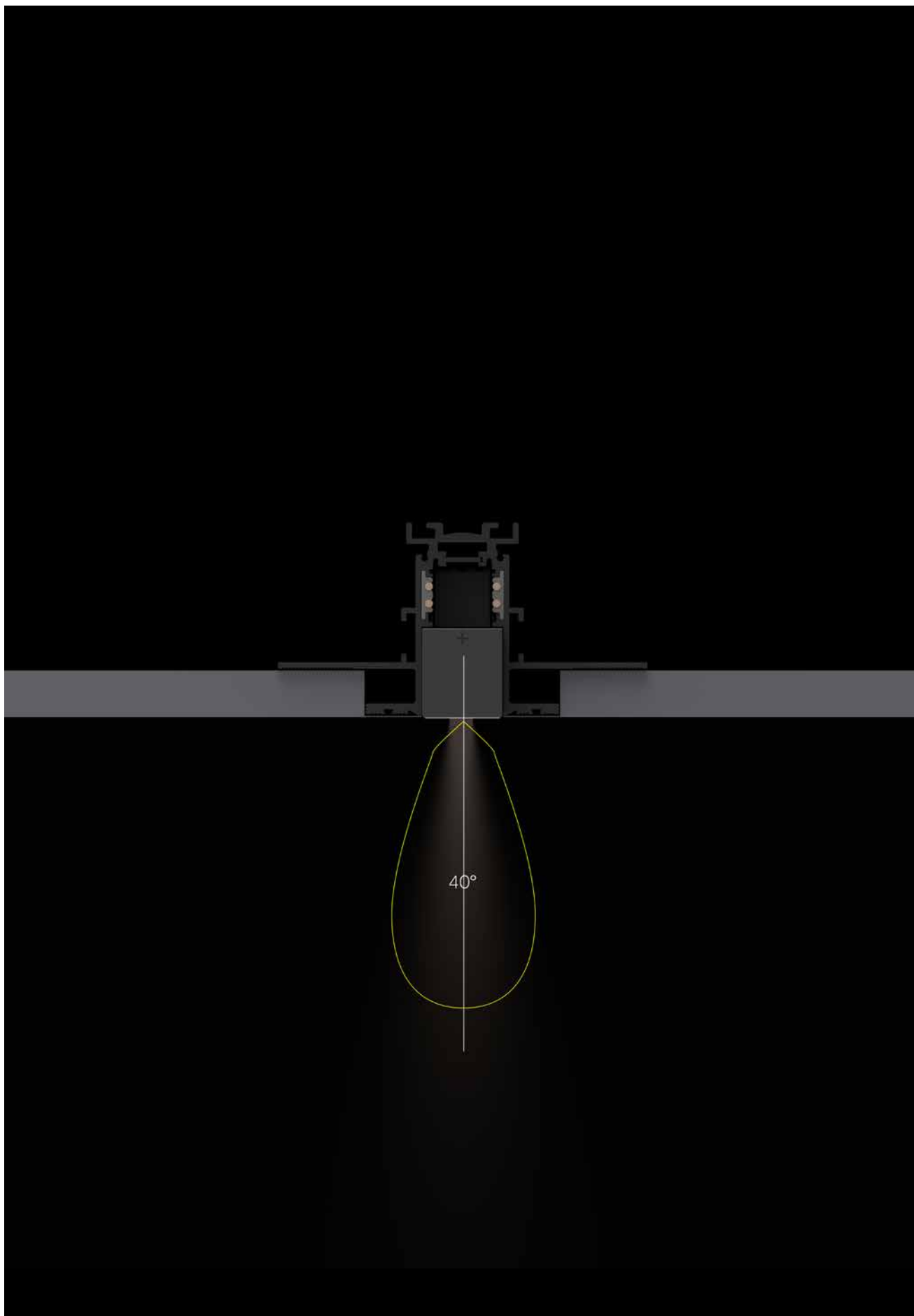
Incline Dark Performance (UGR<15)

EN Combine exceptional lumen output with a controlled, no glare result. Incline Dark Performance UGR<15 offers better visual comfort and high efficacy. The Tunable White option 2700K-6500K (available on request) makes the product even more flexible.

IT Combina lumen output eccezionali con un risultato controllato e senza abbaglio. Incline Dark Performance UGR<15 offre un ottimo comfort visivo ed alta efficacia. La versione Tunable White 2700K-6500K (su richiesta) rende il prodotto una soluzione ancora più flessibile.

Deep version





^{EN} The medium beam angle offered for Incline 48V Dark Performance UGR 15 (40°) answers to general office lighting requirements.
^{IT} Il fascio medio offerto per Incline 48V Dark Performance UGR 15 (40°) risponde ai requisiti per un'ottima illuminazione da ufficio.

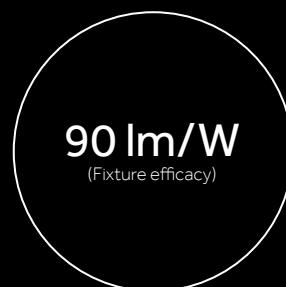
UGR<15

^{EN} Incline 48V Dark Performance UGR<15 ensures a high level of glare control, without giving up exceptional lighting results as high lumen outputs are assured. The reflector, which is made up of different lighting cells delivers a high-quality, smooth 40° beam with no distortion, even during color shifting with Tunable White (2700K-6500K).

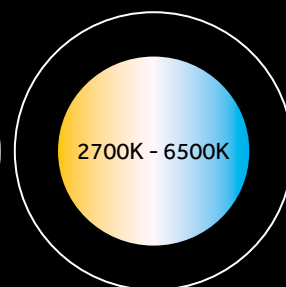
^{IT} Incline 48V Dark Performance UGR<15 assicura un elevato livello di controllo dell'abbaglio, senza rinunciare ad un eccellente risultato illuminotecnico. Il riflettore, composto da diverse celle, fornisce un fascio uniforme di alta qualità a 40° senza distorsioni, anche durante i cambi di colore con Tunable White (da 2700K a 6500K).





^{EN} Reflector in gold finish on request
^{IT} Riflettore in finitura oro su richiesta



^{EN} High Efficacy (up to 90 lm/W)
^{IT} Alta efficienza (fino a 90 lm/W)



^{EN} Tunable White options
^{IT} Opzioni Tunable White



^{EN} POWER LED with excellent performances and high colour rendering CRI>90.

^{IT} POWER LED dalle prestazioni eccellenti e resa cromatica elevata CRI>90.



^{EN} PMMA collimator micro lens with surface treatment for maximum colour homogeneity throughout all distribution width.

^{IT} Micro lente collimatrice in PMMA con trattamento superficiale per la massima omogeneità del colore per tutta l'ampiezza della distribuzione.



^{EN} Reflector in metallic mirrored thermoplastic for high cut-off and reduction of the portion of uncontrolled direct light.

^{IT} Riflettore in termoplastica metallizzata specchiata per elevato cut-off e riduzione della porzione di luce diretta non controllata.



^{EN} Glossy black plastic screen for glare reduction and lower UGR values.

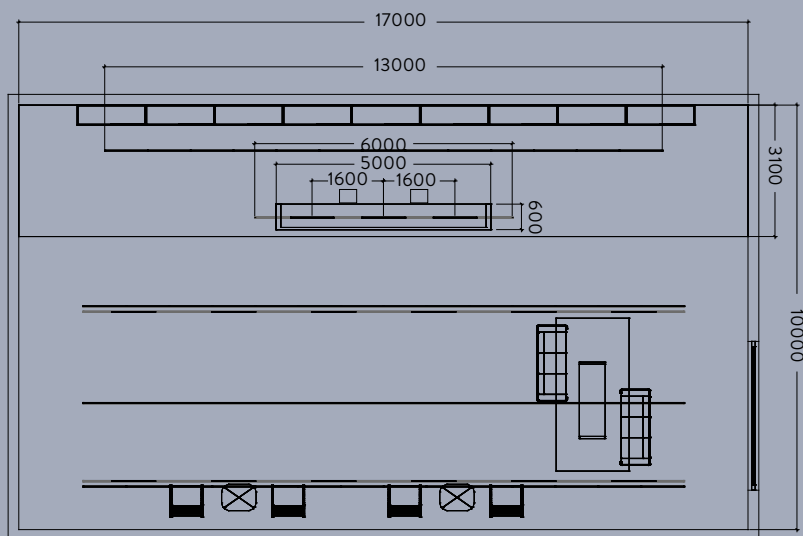
^{IT} Schermo in plastica nera lucida per riduzione dell'abbaglio e valori UGR più contenuti.

EN
IT

Standard height installation example (3m)
Esempio di installazione su altezza standard (3m)

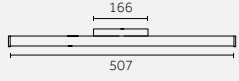
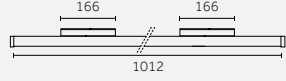




Products: Incline 48V Dark Performance (UGR<15), 500mm, 11W, 3000K
Center distance: Incline 48V Dark Performance (UGR<15), 500mm, 11W, 3000K = 2300mm
Average illuminance on workplane: 800lx

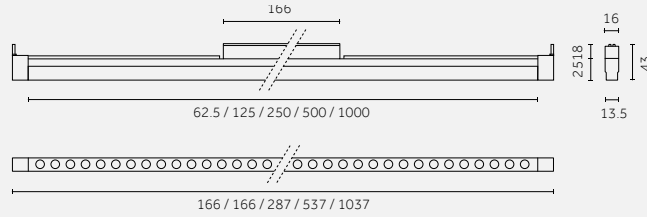


Technical info & codes

Incline 48V Dark Performance (UGR<15)

| | 250mm | 500mm | 1000mm |
|--|--|--|--|
| <p>Incline 48V Dark Performance (UGR<15)</p>  |  |  |  |
| | p.137 | p.137 | p.137 |
|  | Medium-wide (40°) | Medium-wide (40°) | Medium-wide (40°) |
| <p>Light source/ Sorgente luminosa</p> | <p>5 W 728 lm - 810 lm L80 B20=50,000h 2700 K, 3000 K, 3500 K CRI>90 SDCM <3</p> <p>On request: (4000K, CRI>90)</p> <p> Tunable white (2700K-6500K, CRI >90)</p> | <p>11 W 1456 lm - 1620 lm L80 B20=50,000h 2700 K, 3000 K, 3500 K CRI >90 SDCM <3</p> <p>On request: (4000K, CRI>90)</p> <p> Tunable white (2700K-6500K, CRI >90)</p> | <p>22 W 2912 lm - 3240 lm L80 B20=50,000h 2700 K, 3000 K, 3500 K CRI >90 SDCM <3</p> <p>On request: (4000K, CRI>90)</p> <p> Tunable white (2700K-6500K, CRI >90)</p> |

Dark Performance (UGR<15) - Deep



Code example:

D . **TQ92** **H** . **HW** **21**

Track 48V: p. 160-161 / 164-166

Notes:

- In chart nominal Lumen/In tabella Lumen nominali.

Photometric data:
www.reggiani.net

250 mm

| 5 W | 22 W/m | Lumen delivered up to 529 lm / Lumen maintenance: L80 B20=50,000h | | | | | | | | | |
|--|---------|---|------------------|-------------------|-----|------|-----|-----|------|----------|--|
| Driver | Version | Length | Diffuser | Optics | LED | K | CRI | lm | SDCM | Finishes | |
| D DALI | TQ92 | 250 mm | Dark Performance | H 40° Medium-wide | HW | 2700 | >90 | 728 | <3 | 21 | |
| | | | | | HQ | 3000 | >90 | 784 | <3 | | |
| | | | | | WQ | 3500 | >90 | 810 | <3 | | |
| On request: 4000K (CRI >80) Tunable white: (2700K-6500K) | | | | | | | | | | | |

500 mm

| 11 W | 22 W/m | Lumen delivered up to 1059 lm / Lumen maintenance: L80 B20=50,000h | | | | | | | | | |
|--|---------|--|------------------|-------------------|-----|------|-----|------|------|----------|--|
| Driver | Version | Length | Diffuser | Optics | LED | K | CRI | lm | SDCM | Finishes | |
| D DALI | TQ93 | 500 mm | Dark Performance | H 40° Medium-wide | HW | 2700 | >90 | 1456 | <3 | 21 | |
| | | | | | HQ | 3000 | >90 | 1568 | <3 | | |
| | | | | | WQ | 3500 | >90 | 1620 | <3 | | |
| On request: 4000K (CRI >80) Tunable white: (2700K-6500K) | | | | | | | | | | | |

1000 mm

| 22 W | 22 W/m | Lumen delivered up to 2118 lm / Lumen maintenance: L80 B20=50,000h | | | | | | | | | |
|--|---------|--|------------------|-------------------|-----|------|-----|------|------|----------|--|
| Driver | Version | Length | Diffuser | Optics | LED | K | CRI | lm | SDCM | Finishes | |
| D DALI | TQ95 | 1000 mm | Dark Performance | H 40° Medium-wide | HW | 2700 | >90 | 2912 | <3 | 21 | |
| | | | | | HQ | 3000 | >90 | 3136 | <3 | | |
| | | | | | WQ | 3500 | >90 | 3240 | <3 | | |
| On request: 4000K (CRI >80) Tunable white: (2700K-6500K) | | | | | | | | | | | |



For Track 48V:

- Deep Recessed (p.160-161)
- Deep Surface/Pendant (p.164)
- Deep Pendant-Indirect (p.165)

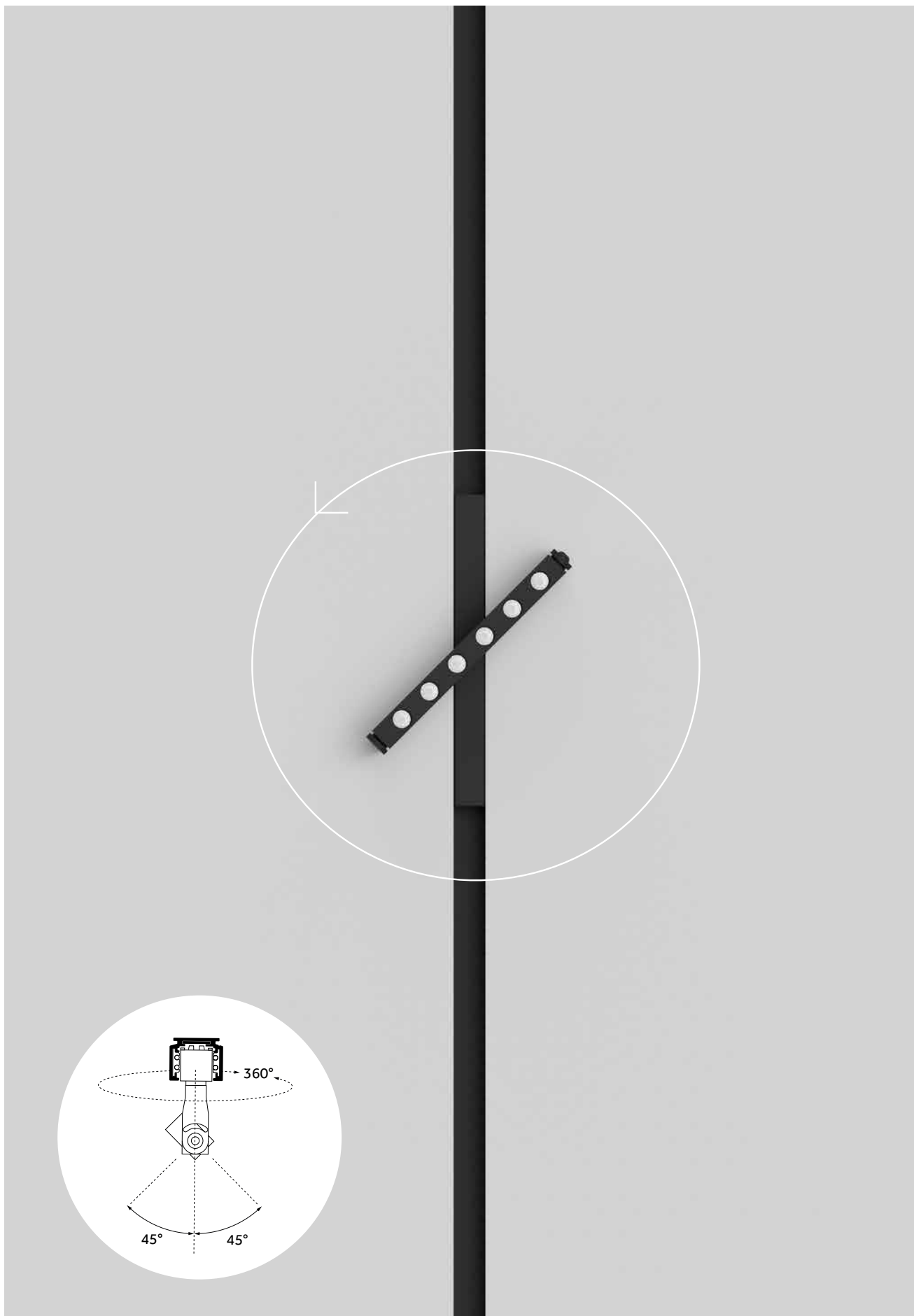
Incline 48V Dark Performance Adjustable

EN Adjustable on both the vertical (360°) and horizontal axes (-45°/+45°), the Incline 48V Dark Performance Adjustable offers maximum flexibility. Its miniaturized dimensions, along with various power levels and beam options, make it a minimal tool for exceptional accent lighting.

IT Regolabile sia sull'asse verticale (360°) che su quello orizzontale (-45°/+45°), Incline 48V Dark Performance Adjustable offre incredibile flessibilità. Le sue dimensioni miniaturizzate, insieme alle diverse potenze e opzioni di fasci di luce disponibili, lo rendono uno strumento minimale per un'illuminazione d'accento eccezionale.

Standard version





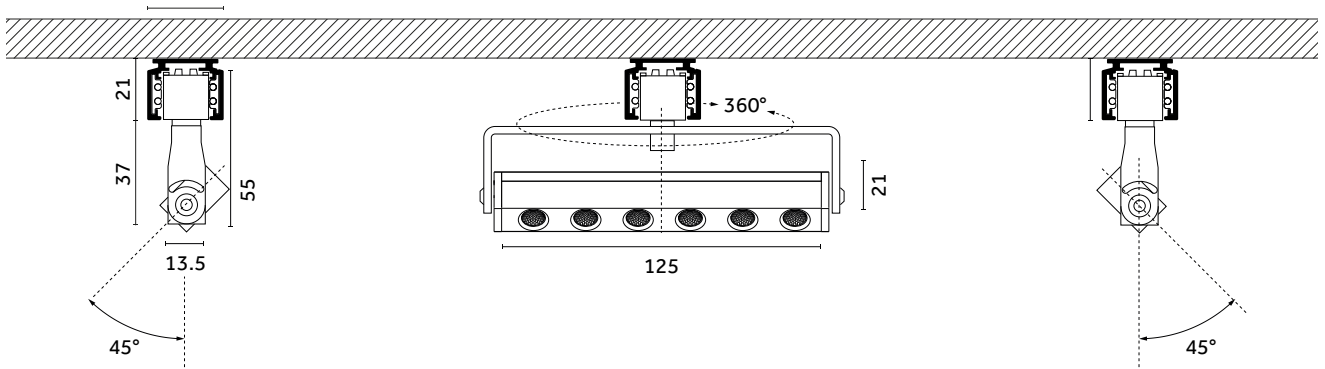
^{EN} Incline 48V Dark Performance Adjustable features a +/-45° adjustability on the vertical axis and 360° on the horizontal axis.

^{IT} La versione Adjustable di Incline 48V Dark Performance permette un'orientabilità di +45°/-45° sull'asse verticale e 360° sull'asse orizzontale.

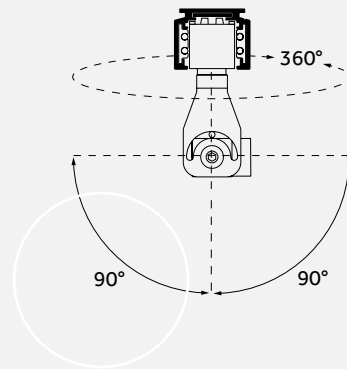


EN The adjustability of Incline 48V on two axes allows the beam to be directed precisely towards the object you want to illuminate, providing great flexibility. The ability to rotate Incline 48V Adjustable 360° on the vertical axis also allows the product to be rotated perpendicular to the direction of the track.

IT L'orientabilità di Incline 48V sui due assi, permette di direzionare il fascio di luce in modo preciso verso l'oggetto che vogliamo illuminare, garantendo grande flessibilità. La possibilità di ruotare Incline 48V Adjustable di 360° sull'asse verticale permette di ruotare il prodotto anche in perpendicolare rispetto alla direzione del binario.



On request



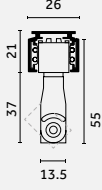
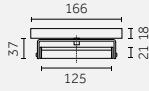
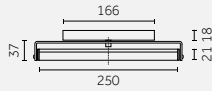

EN Thanks to the small size of Incline 48V Dark Performance Adjustable, the product can be easily hidden in architectural details such as beams and wooden slats.

IT Grazie alle dimensioni ridotte di Incline 48V Dark Performance Adjustable, il prodotto può essere facilmente nascosto in dettagli architettonici come travi doghe di legno.

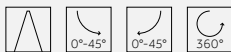
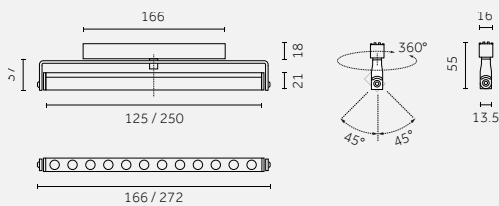
EN The adjustability on the horizontal axis can reach +90°, -90° on request.

IT L'orientabilità sull'asse orizzontale può raggiungere i +90°, -90° su richiesta.

Technical info & codes

| | 125 mm | 250 mm |
|---|--|---|
| <p>Incline 48V Dark Performance Adjustable</p>  |  <p>p.81</p> |  <p>p.81</p> |
|  | <p>Narrow (18°) Medium (24°) Medium-wide (35°) Wide (50°)</p> | <p>Narrow (18°) Medium (24°) Medium-wide (35°) Wide (50°)</p> |
| <p>Light source/ Sorgente luminosa</p> | <p>7 W 859 lm - 931 lm L80 B10=50,000h 2700 K; 3000 K; 3500 K SDCM <3 CRI >90</p> <p>On request: (4000K, CRI>90)</p> | <p>14 W 1718 lm - 1862 lm L80 B10=50,000h 2700 K; 3000 K; 3500 K SDCM <3 CRI >90</p> <p>On request: (4000K, CRI>90)</p> |

Dark Performance Adjustable



125 mm (6LED)

7 W 56 W/m

Lumen delivered up to 835 lm / Lumen maintenance: L80 B10=50,000h

Code example:
D . MS92 B . HW 31

Track 48V: p. 158-159 / 162-163
 Accessories: p.82

Notes:
 - In chart nominal Lumen/ In tabella Lumen nominali.

Photometric data:
www.reggiani.net

| Driver | Version | Length | Diffuser | Optics | LED | K | CRI | lm | SDCM | Finishes |
|--------------------|-------------|--------|------------------|--------------------------|--------------------------------|------|-----|-----|------|-----------|
| D DALI | MS92 | 125 mm | Dark Performance | B 18° Narrow | HW | 2700 | >90 | 859 | <3 | 31 |
| H Bluetooth | | | | E 24° Medium | HQ | 3000 | >90 | 931 | <3 | |
| | | | | H 35° Medium-wide | WQ | 3500 | >90 | 931 | <3 | |
| | | | | M 50° Wide | On request: 4000K (CRI >90) | | | | | |

250 mm (12LED)

14 W 56 W/m

Lumen delivered up to 1670 lm / Lumen maintenance: L80 B10=50,000h

| Driver | Version | Length | Diffuser | Optics | LED | K | CRI | lm | SDCM | Finishes |
|--------------------|-------------|--------|------------------|--------------------------|--------------------------------|------|-----|------|------|-----------|
| D DALI | MS93 | 250 mm | Dark Performance | B 18° Narrow | HW | 2700 | >90 | 1718 | <3 | 31 |
| H Bluetooth | | | | E 24° Medium | HQ | 3000 | >90 | 1862 | <3 | |
| | | | | H 35° Medium-wide | WQ | 3500 | >90 | 1862 | <3 | |
| | | | | M 50° Wide | On request: 4000K (CRI >90) | | | | | |



For Track 48V:
 Recessed (p.158-159)
 Surface/Pendant (p.162-163)
 Deep Pendant-Double* (p.166)



For Traceline Track 48V:
 visit reggiani.net

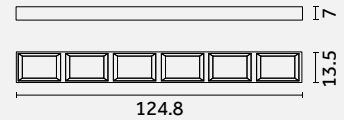
Accessories

Incline 48V - Dark Performance Adjustable - 125 mm

Colored filters/ Filtri colorati



| Description | Code |
|---|---------------------|
| Square holder with colored filter/ Holder quadrato con filtro colorato | 0.27332.004A |
| For 6X LED | 0.27332.005A |
| | 0.27332.006A |
| | 0.27332.007A |
| Colour: | 0.27332.008A |
| 4A Red 6A Blue 8A Yellow | 0.27332.009A |
| 5A Green 7A Pink 9A Orange | |



Selective filters/ Filtri selettivi



| Description | Code |
|---|---------------------|
| Square holder with 3000K-2700K filter/ Holder con filtro 3000K-2700K | 0.27333.0000 |
| For 6X LED | |



| Description | Code |
|---|---------------------|
| Square holder with 2700K-2000K filter/ Holder con filtro 2700K-2000K | 0.27336.0000 |
| For 6X LED | |



| Description | Code |
|---|---------------------|
| Square holder with 2700K-2500K filter/ Holder con filtro 2700K-2500K | 0.27334.0000 |
| For 6X LED | |



| Description | Code |
|---|---------------------|
| Square holder with 3000K-3500K filter/ Holder con filtro 3000K-3500K | 0.27337.0000 |
| For 6X LED | |



| Description | Code |
|---|---------------------|
| Square holder with 2700K-2200K filter/ Holder con filtro 2700K-2200K | 0.27335.0000 |
| For 6X LED | |



| Description | Code |
|---|---------------------|
| Square holder with 3000K-4000K filter/ Holder con filtro 3000K-4000K | 0.27338.0000 |
| For 6X LED | |

Optics accessories/ Accessori ottiche



| Description | Code |
|--|---------------------|
| Snoot with opal filter/ Cilindro anti-abbaglio con filtro opale | 0.27331.0021 |
| For 6X LED | |



| Description | Code |
|---|---------------------|
| Square holder with opal lens/ Holder con lente opale | 0.27340.0000 |
| For 6X LED | |



| Description | Code |
|----------------------------------|---------------------|
| Snoot/ Cilindro anti-abbaglio | 0.27328.0021 |
| For 6X LED | |



| Description | Code |
|--|---------------------|
| Square holder with spread lens/ Holder con lente prismatica | 0.27341.0000 |
| For 6X LED | |



| Description | Code |
|--|---------------------|
| Square holder with elliptical lens / Holder con filtro ellittico rigato | 0.27339.0000 |
| For 6X LED | |

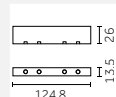


| Description | Code |
|---|---------------------|
| Square holder with honeycomb/ Holder con griglia alveolare | 0.27329.0000 |
| For 6X LED | |

Decorative accessories/ Accessori decorativi



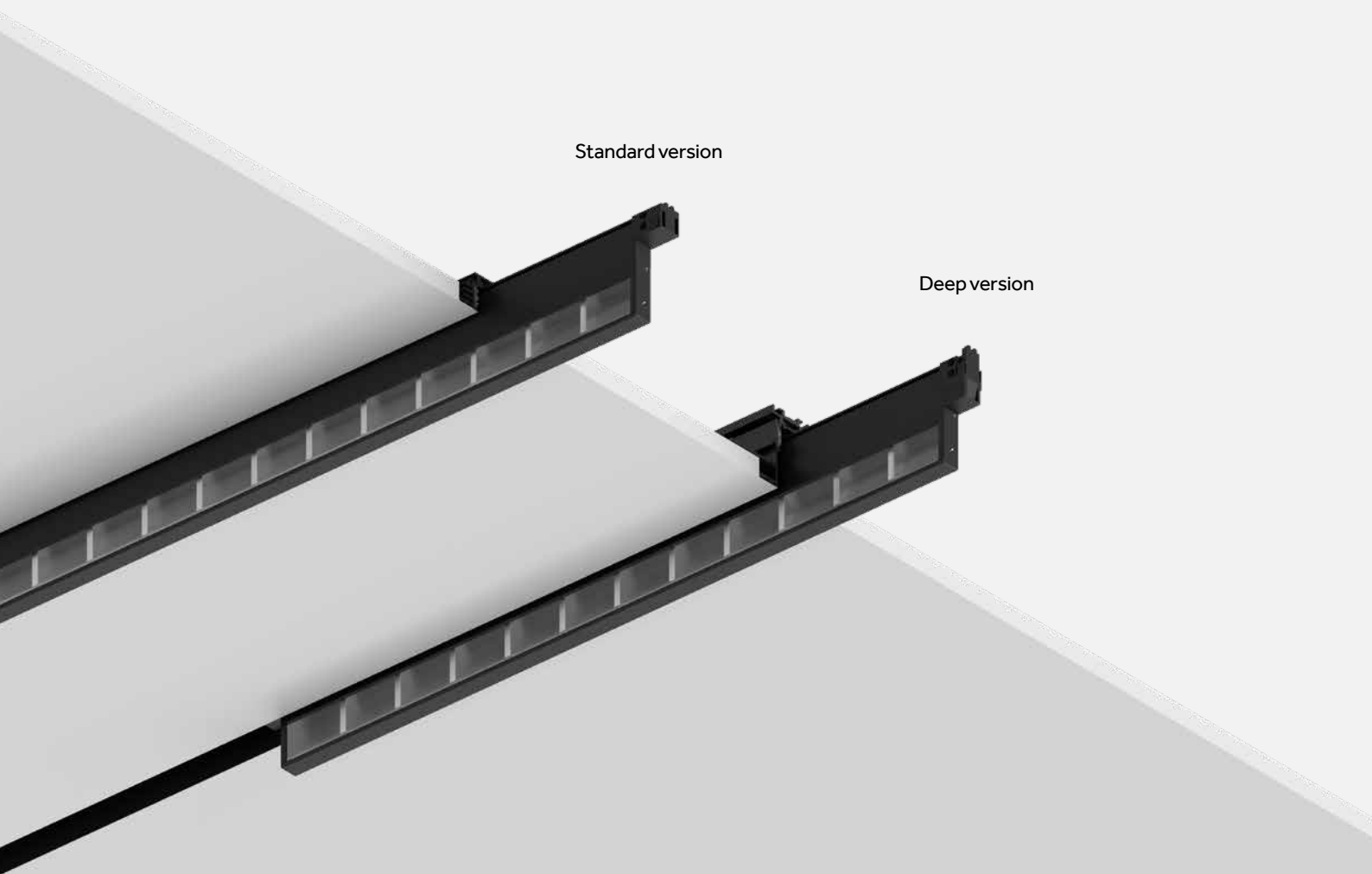
| Description | Code |
|--|---------------------|
| Decorative frosted attachment / Accessorio decorativo opaco | 0.27342.0000 |
| For 6X LED | |



Incline 48V Wall Washer

EN Incline 48V Wall Washer provides soft and uniform wall washer lighting. The dedicated lens system ensures that light intensity is evenly distributed along the entire wall. Available for both standard and Deep 48V tracks.


IT Incline 48V Wall Washer garantisce un'illuminazione wall washer morbida ed uniforme. Il sistema di lenti dedicato assicura che l'intensità luminosa venga distribuita uniformemente lungo tutta la parete. Disponibile sia per binari 48V standard che Deep.



Standard version

Deep version

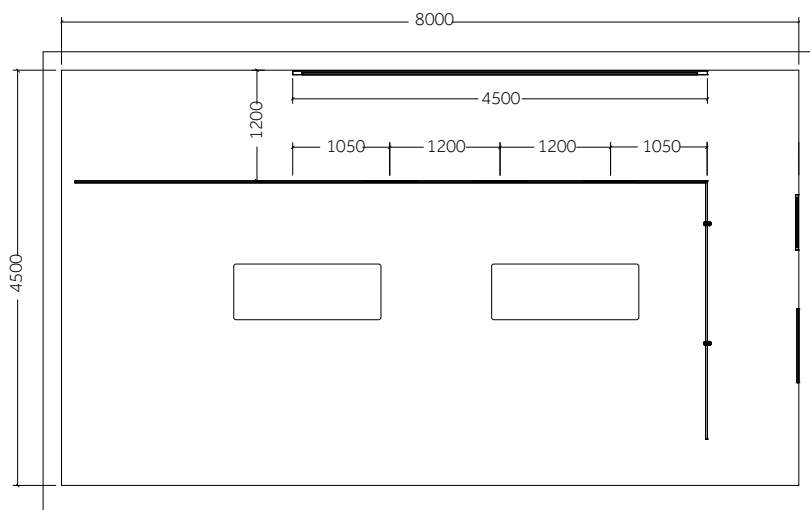




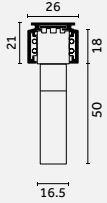
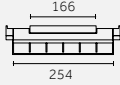
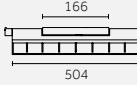
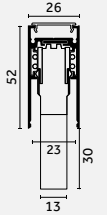
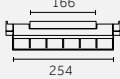
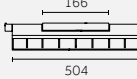

EN Wall washing installation example (3m)
IT Esempio di installazione effetto wall washer (3m)



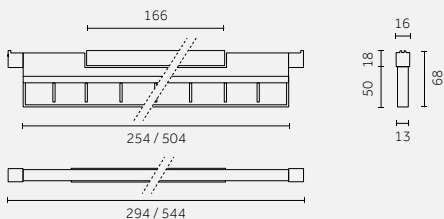
Products: Incline 48V Wall Washer - 500mm, 24W, 3000K
Center distance: 1200mm
Average illuminance: >535lx



Technical info & codes

| | 250mm | 500mm |
|--|--|--|
| <p>Incline 48V Wall Washer</p>  |  <p>p.152</p> |  <p>p.152</p> |
| <p>Incline 48V Wall Washer Deep</p>  |  <p>p.153</p> |  <p>p.153</p> |
|  | <p>114°</p> | <p>114°</p> |
| <p>Light source/ Sorgente luminosa</p> | <p>12 W 1642 lm - 1779 lm L80 B20=50,000h 2700 K, 3000 K, 3500 K CRI >90 SDCM <3 On request: (4000K, CRI>90)</p> | <p>24 W 3284 lm - 3558 lm L80 B20=50,000h 2700 K, 3000 K, 3500 K CRI >90 SDCM <3 On request: (4000K, CRI>90)</p> |

Wall Washer



Code example:

D . **NS93** **H** . **HW** **12**

Track 48V: p. 158-159 / 162-163

Notes:

- In chart nominal Lumen/In tabella Lumen nominali.

Photometric data:

www.reggiani.net

250 mm

12 W 35 W/m

Lumen delivered up to 1346 lm / Lumen maintenance: L80 B20=50,000h

| Driver | Version | Length | Diffuser | LED | K | CRI | lm | SDCM | Finishes |
|--------------------|-------------|--------|----------------------|-----------|------|-----|------|------|-----------|
| D DALI | NS93 | 250 mm | H Wall Washer | HW | 2700 | >90 | 1642 | <3 | 12 |
| H Bluetooth | | | | HQ | 3000 | >90 | 1779 | <3 | 31 |
| | | | | WQ | 3500 | >90 | 1779 | <3 | |

On request:
4000K (CRI >90)

500 mm

24 W 49 W/m

Lumen delivered up to 2693 lm / Lumen maintenance: L80 B10=50,000h

| Driver | Version | Length | Diffuser | LED | K | CRI | lm | SDCM | Finishes |
|--------------------|-------------|--------|----------------------|-----------|------|-----|------|------|-----------|
| D DALI | NS94 | 500 mm | H Wall Washer | HW | 2700 | >90 | 3284 | <3 | 12 |
| H Bluetooth | | | | HQ | 3000 | >90 | 3558 | <3 | 31 |
| | | | | WQ | 3500 | >90 | 3558 | <3 | |

On request:
4000K (CRI >90)



For Track 48V:

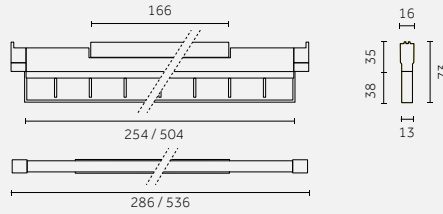

Recessed (p.158-159)
Surface/Pendant (p.162-163)



For Traceline

Track 48V:
[visit reggiani.net](http://www.reggiani.net)

Wall Washer - Deep



Code example:

D . NQ93 H . HW 12

Track 48V: p. 160-161 / 164-166

Notes:

- In chart nominal Lumen/ In tabella Lumen nominali.

Photometric data:
www.reggiani.net

250 mm **12 W** 35 W/m Lumen delivered up to 1346 lm / Lumen maintenance: L80 B20=50,000h

| Driver | Version | Length | Diffuser | LED | K | CRI | lm | SDCM | Finishes |
|-------------|---------|--------|---------------|-----|------|-----|------|------|----------|
| D DALI | NQ93 | 250 mm | H Wall Washer | HW | 2700 | >90 | 1642 | <3 | 12 |
| H Bluetooth | | | | HQ | 3000 | >90 | 1779 | <3 | 31 |
| | | | | WQ | 3500 | >90 | 1779 | <3 | |

On request:
4000K (CRI >90)

500 mm **24 W** 35 W/m Lumen delivered up to 2693 lm / Lumen maintenance: L80 B10=50,000h

| Driver | Version | Length | Diffuser | LED | K | CRI | lm | SDCM | Finishes |
|-------------|---------|--------|---------------|-----|------|-----|------|------|----------|
| D DALI | NQ94 | 500 mm | H Wall Washer | HW | 2700 | >90 | 3284 | <3 | 12 |
| H Bluetooth | | | | HQ | 3000 | >90 | 3558 | <3 | 31 |
| | | | | WQ | 3500 | >90 | 3558 | <3 | |

On request:
4000K (CRI >90)



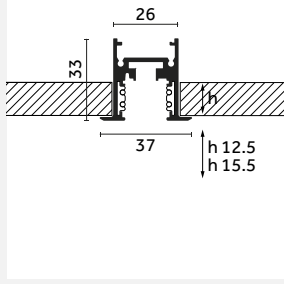
For Track 48V:

- Deep Recessed (p.160-161)
- Deep Surface/Pendant (p.164)
- Deep Pendant-Indirect (p.165)

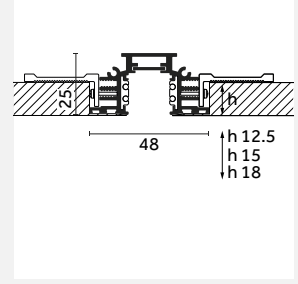
Track 48V

Track 48V

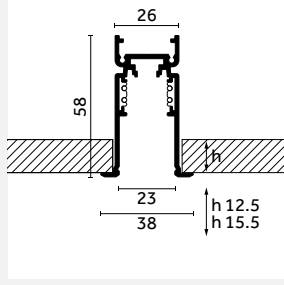
Recessed



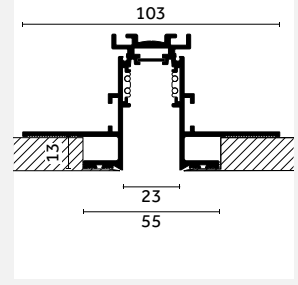
Track 48V Recessed Trim p. 158



Track 48V Recessed Trimless p. 159

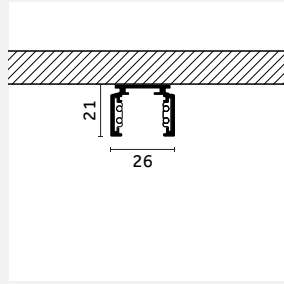


Track 48V - Deep Recessed Trim p. 160

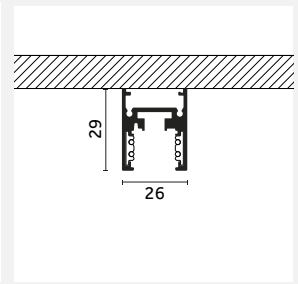


Track 48V - Deep Recessed Trimless p. 161

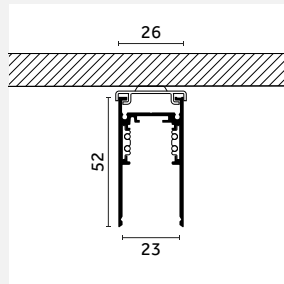
Surface/Pendant



Track 48V Surface/Pendant Slim p. 162

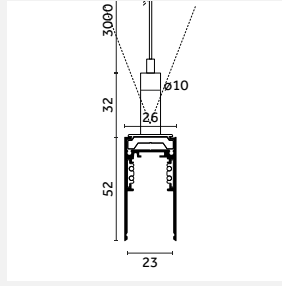


Track 48V Surface/Pendant p. 163

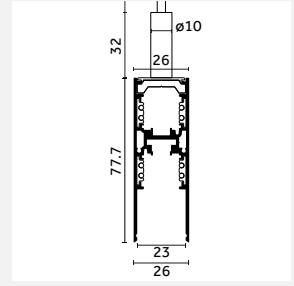



Track 48V Deep Surface/Pendant p. 164

Pendant Indirect



Track 48V Deep
Pendant - Indirect p. 165



Track 48V Deep
Pendant - Double p. 166

Not enough? Discover Traceline 48V



Traceline Track 48V
Surface/Pendant

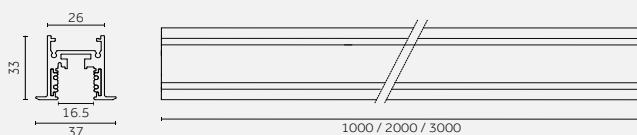

Traceline Track 48V
Pendant Indirect

Traceline Track 48V
Deep Pendant Direct / Indirect



Scan the QR code and
discover Traceline 48V

Track 48V - Recessed Trim



Code example:
0.02401.00 12

| Version | Length mm | Weight kg | Finishes |
|------------|-----------|-----------|----------|
| 0.02401.00 | 1000 | 1,00 | 12 |
| 0.02402.00 | 2000 | 2,00 | 31 |
| 0.02403.00 | 3000 | 3,00 | |



Electrical Devices: p.170-171
Control systems: p.169
Electromechanical connections: p.169

Track 48V - Recessed Trim - Accessories

Accessories/
Accessori

| | | | | |
|--|--|--|-----------------------------|-----------------------------|
| | | Description End cap for tracks/ Tappo di chiusura per binari | Code 0.02481.00 | Finishes 12 31 |
| | | Description Reinforcing bracket for jointing connection/ Staffa di rinforzo per installazioni in linea continua | Code 0.02487.00 | Finishes 21 |
| | | Description 90° ceiling corner/ Angolo a 90° a soffitto | Code 0.02414.00 | Finishes 12 31 |
| | | Description Aesthetic track cover/ Cover di chiusura estetica | Code 0.02425.00 | Finishes 10 21 |
| | | Description Trimless inspection hatch/ Botola d'ispezione Trimless | Code 0.40020.0000 | |
| | | Description Cable cutter/ Tronchese per taglio conduttori del binario | Code 0.02064.0000 | |

Track 48V - Recessed Trimless



Code example:
0.02465.00 21

| Version | Length mm | Weight kg | Finishes |
|------------|-----------|-----------|----------|
| 0.02465.00 | 1000 | 1,00 | 21 |
| 0.02466.00 | 2000 | 2,00 | |
| 0.02467.00 | 3000 | 3,00 | |

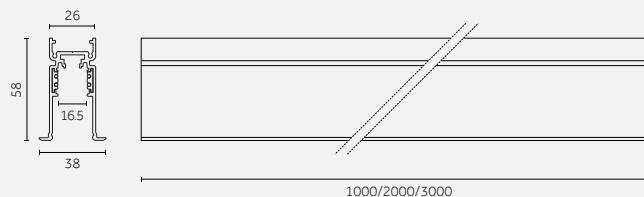
Electrical Devices: p.170-171
Control systems: p.169
Electromechanical connections: p.169

Track 48V - Recessed Trimless - Accessories

Accessories/
Accessori

| | | | | |
|--|--|---|-----------------------------|-----------------------------|
| | | Description End cap for tracks/ Tappo di chiusura per binario | Code 0.02468.00 | Finishes 21 |
| | | Description Reinforcing bracket for jointing connection/ Staffa di rinforzo per installazioni in linea continua | Code 0.02487.00 | Finishes 21 |
| | | Description Bracket for trimless installation (For 1000 mm order 4 pieces) / Staffa per applicazioni Trimless (Per 1000 mm ordinare 4 pezzi) | Code 0.02475.0000 | |
| | | Description 90° ceiling corner/ Angolo a 90° a soffitto | Code 0.02474.00 | Finishes 21 |
| | | Description External vertical mechanical corner joint/ Giunto meccanico angolare verticale esterno | Code 0.02556.00 | Finishes 21 |
| | | Description Internal vertical mechanical corner joint/ Giunto meccanico angolare verticale interno | Code 0.02557.00 | Finishes 21 |
| | | Description Aesthetic track cover/ Cover di chiusura estetica | Code 0.02425.00 | Finishes 10 21 |
| | | Description Trimless inspection hatch/ Botola d'ispezione Trimless | Code 0.40020.0000 | |
| | | Description Cable cutter/ Tronchese per taglio conduttori del binario | Code 0.02064.0000 | |

Track 48V - Deep Recessed Trim

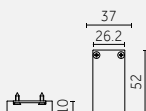


Code example:
0.02590.00 12

| Version | Length mm | Weight kg | Finishes |
|------------|-----------|-----------|-----------------------------|
| 0.02590.00 | 1000 | 1,00 | 12 <input type="checkbox"/> |
| 0.02591.00 | 2000 | 2,00 | 31 <input type="checkbox"/> |
| 0.02592.00 | 3000 | 3,00 | |

Electrical Devices: p.170-171
Control systems: p.169
Electromechanical connections: p.169

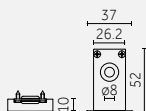
Track 48V - Deep Recessed Trim - Accessories

Accessories/
Accessori

Description
End cap for tracks/
Tappo di chiusura per binari

Code
0.02593.00

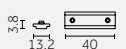
Finishes
12
31



Description
End cap with cable hole/
Tappo di chiusura con foro per cavo

Code
0.02594.00

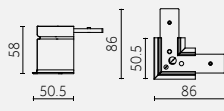
Finishes
12
31



Description
Reinforcing bracket for jointing connection/
Staffa di rinforzo per installazioni in linea continua

Code
0.02487.00

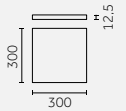
Finishes
21



Description
90° ceiling corner/
Angolo a 90° a soffitto

Code
0.02595.00

Finishes
12
31



Description
Trimless inspection hatch/
Botola d'ispezione Trimless

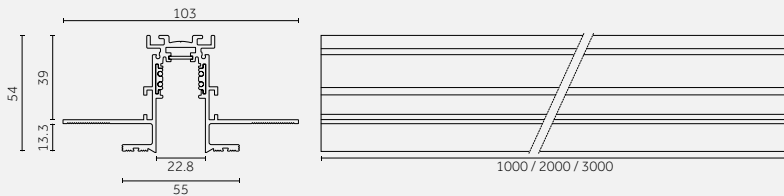

Code
0.40020.0000



Description
Cable cutter/
Tronchese per taglio conduttori del binario

Code
0.02064.0000

Track 48V - Deep Recessed Trimless



Code example:
0.02445.00 21

| Version | Length mm | Weight kg | Finishes |
|------------|-----------|-----------|----------|
| 0.02445.00 | 1000 | 1,00 | 21 |
| 0.02446.00 | 2000 | 2,00 | |
| 0.02447.00 | 3000 | 3,00 | |



Electrical Devices: p.170-171
Control systems: p.169
Electromechanical connections: p.169

Track 48V - Deep Recessed Trimless - Accessories

Accessories/ Accessori

| | | | | |
|--|--|--|-----------------------------|-----------------------------|
| | | Description End cap for track/ Tappo di chiusura per binario | Code 0.02463.00 | Finishes 12 31 |
| | | Description End cap with cable hole/ Tappo di chiusura con foro per cavo | Code 0.02464.00 | Finishes 12 31 |
| | | Description Reinforcing bracket for jointing connection/ Staffa di rinforzo per installazioni in linea continua | Code 0.02487.00 | Finishes 21 |
| | | Description 90° ceiling corner/ Angolo a 90° a soffitto | Code 0.02478.00 | Finishes 21 |
| | | Description External vertical mechanical corner joint/ Giunto meccanico angolare verticale esterno | Code 0.02565.00 | Finishes 21 |
| | | Description Internal vertical mechanical corner joint/ Giunto meccanico angolare verticale interno | Code 0.02566.00 | Finishes 21 |
| | | Description Trimless inspection hatch/ Botola d'ispezione Trimless | Code 0.40020.0000 | 315x315 |
| | | Description Cable cutter/ Tronchese per taglio conduttori del binario | Code 0.02064.0000 | |

Track 48V - Surface/Pendant Slim



Code example:

0.02450.00 12

Electrical Devices: p.170-171

Control systems: p.169

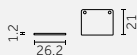

Electromechanical connections: p.169

| Version | Length mm | Weight kg | Finishes |
|-------------------|-----------|-----------|-----------------------------|
| 0.02450.00 | 1000 | 0,70 | 12 <input type="checkbox"/> |
| 0.02451.00 | 2000 | 1,40 | 31 <input type="checkbox"/> |
| 0.02452.00 | 3000 | 2,10 | |

Notes:

Kit for suspended application to be ordered separately p.167/ Kit per l'applicazione a sospensione da ordinare separatamente vedi p.167

Track 48V - Surface/Pendant Slim - Accessories

Accessories/
Accessori


Description

End cap/
Tappo di chiusura

Code

0.02453.00

Finishes

12
31 

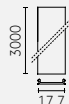
Description

End cap with cable hole/
Tappo di chiusura con foro per cavo

Code

0.02454.00

Finishes

12
31 

Description

Aesthetic track cover/
Cover di chiusura estetica

Code

0.02425.00

Finishes

10
21 

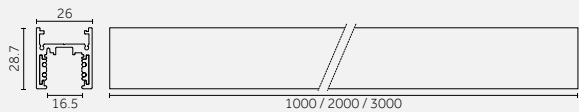

Description

Cable cutter/
Tronchese per taglio conduttori del binario

Code

0.02064.0000

Track 48V - Surface/Pendant



Code example:
0.02455.00 12

Electrical Devices: p.170-171
Control systems: p.169
Electromechanical connections: p.169

| Version | Length mm | Weight kg | Finishes |
|-------------------|-----------|-----------|------------------------------------|
| 0.02455.00 | 1000 | 0,77 | 12 <input type="checkbox"/> |
| 0.02456.00 | 2000 | 1,54 | 31 <input type="checkbox"/> |
| 0.02457.00 | 3000 | 2,31 | <input type="checkbox"/> |


Notes:
 Kit for suspended application to be ordered separately p.167-168/ Kit per l'applicazione a sospensione da ordinare separatamente vedi p.167-168

Track 48V - Surface/Pendant - Accessories

Accessories/
 Accessori

| | | | | |
|--|--|--|------------------------------------|---|
| | | Description End cap/ Tappo di chiusura | Code 0.02458.00 | Finishes 12 <input type="checkbox"/> 31 <input type="checkbox"/> |
| | | Description End cap with cable hole/ Tappo di chiusura con foro per cavo | Code 0.02459.00 | Finishes 12 <input type="checkbox"/> 31 <input type="checkbox"/> |
| | | Description 90° corner/ Angolo a 90° | Code 0.02449.00 | Finishes 12 <input type="checkbox"/> 31 <input type="checkbox"/> |
| | | Description Mechanical T-joint/ Giunto meccanico a T | Code 0.02563.00 | Finishes 12 <input type="checkbox"/> 31 <input type="checkbox"/> |
| | | Description Mechanical X-joint/ Giunto meccanico a X | Code 0.02564.00 | Finishes 12 <input type="checkbox"/> 31 <input type="checkbox"/> |
| | | Description Bracket for surface-mounting/ Clip per fissaggio a superficie | Code 0.02415.00 | Finishes 10 <input type="checkbox"/> 21 <input type="checkbox"/> |
| | | Description Aesthetic track cover/ Cover di chiusura estetica | Code 0.02425.00 | Finishes 10 <input type="checkbox"/> 21 <input type="checkbox"/> |
| | | Description Cable cutter/ Tronchese per taglio conduttori del binario | Code 0.02064.0000 | |

Track 48V - Deep Surface/Pendant



Code example:

0.02460.00 12

Electrical Devices: p.170-171

Control systems: p.169

Electromechanical connections: p.169

| Version | Length mm | Weight kg | Finishes |
|-------------------|-----------|-----------|----------|
| 0.02460.00 | 1000 | 0,95 | 12 |
| 0.02461.00 | 2000 | 1,90 | 31 |
| 0.02462.00 | 3000 | 2,85 | |

Notes:

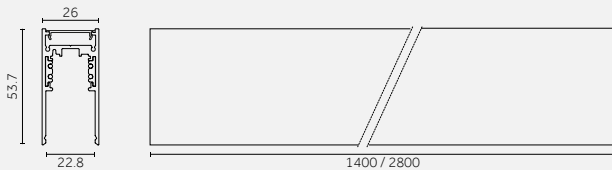
Kit for suspended application to be ordered separately p.167-168/ Kit per l'applicazione a sospensione da ordinare separatamente vedi p.167-168

Track 48V - Deep Surface/Pendant - Accessories

Accessories/
Accessori

| | | | | |
|--|--|--|------------------------------------|-----------------------------|
| | | Description End cap for track/ Tappo di chiusura per binario | Code 0.02463.00 | Finishes 12 31 |
| | | Description End cap with cable hole/ Tappo di chiusura con foro per cavo | Code 0.02464.00 | Finishes 12 31 |
| | | Description 90° corner/ Angolo a 90° | Code 0.02448.00 | Finishes 12 31 |
| | | Description Mechanical T-joint/ Giunto meccanico a T | Code 0.02552.00 | Finishes 12 31 |
| | | Description Mechanical X-joint/ Giunto meccanico a X | Code 0.02553.00 | Finishes 12 31 |
| | | Description Bracket for surface-mounting/ Clip per fissaggio a superficie | Code 0.02415.00 | Finishes 10 21 |
| | | Description Aesthetic track cover/ Cover di chiusura estetica | Code 0.02424.00 | Finishes 10 21 |
| | | Description Cable cutter/ Tronchese per taglio conduttori del binario | Code 0.02064.0000 | |

Track 48V Deep / Pendant - Indirect



Code example:

X . 02405 . HW 12

Electrical Devices: p.170-171

Control systems: p.169

Electromechanical connections: p.169

Notes:

Kit for suspended application to be ordered separately p.167-168/ Kit per l'applicazione a sospensione da ordinare separatamente vedi p.167-168

20 W MID POWER LED Lumen delivered up to 2430 lm / Lumen maintenance: L90 B5=50,000h

| Driver | Version | Length mm | Diffuser | Beam width | LED | K | CRI | lm | SDCM | Finishes |
|----------------|-------------------|-----------|----------|------------|-----|------|-----|------|------|-----------------------------|
| X Not included | 02405 On/Off* | 1400 | Opal | 105° | HW | 2700 | >90 | 2520 | <3 | 12 <input type="checkbox"/> |
| | V2405 Dimm 1-10V* | | | | HQ | 3000 | >90 | 3050 | <3 | 31 <input type="checkbox"/> |
| | D2405 DALI | | | | HN | 4000 | >90 | 3300 | <3 | 31 <input type="checkbox"/> |

LED nominal lumen

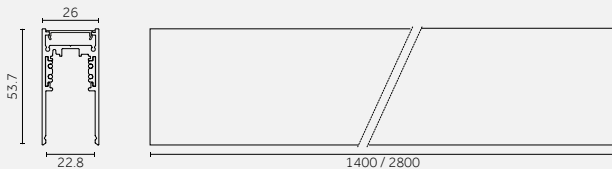
40 W MID POWER LED Lumen delivered up to 4860 lm / Lumen maintenance: L90 B5=50,000h

| Driver | Version | Length mm | Diffuser | Beam width | LED | K | CRI | lm | SDCM | Finishes |
|----------------|-------------------|-----------|----------|------------|-----|------|-----|------|------|-----------------------------|
| X Not included | 02406 On/Off* | 2800 | Opal | 105° | HW | 2700 | >90 | 5040 | <3 | 12 <input type="checkbox"/> |
| | V2406 Dimm 1-10V* | | | | HQ | 3000 | >90 | 6100 | <3 | 31 <input type="checkbox"/> |
| | D2406 DALI | | | | HN | 4000 | >90 | 6600 | <3 | 31 <input type="checkbox"/> |

LED nominal lumen

*Version with separate switching indirect light and track, available on request/*Versione per accensione separata luce indiretta/binario, disponibile su richiesta.

Track 48V Deep / Pendant - Indirect (Tunable white)



Code example:

T . 02405 . QT 12

Electrical Devices: p.170-171

Control systems: p.169

Electromechanical connections: p.169

Notes:

Kit for suspended application to be ordered separately p.167-168/ Kit per l'applicazione a sospensione da ordinare separatamente vedi p.167-168

20 W MID POWER LED

| Driver | Version | Length mm | Diffuser | Beamwidth | LED | K | CRI | lm | SDCM | Finishes |
|----------------|---------|-----------|----------|-----------|-----|-----------|-----|------|------|-----------------------------|
| X Not included | T2405 | 1400 | Opal | 105° | QT | 2200-6500 | >90 | 2310 | <3 | 12 <input type="checkbox"/> |
| | | | | | | | | | | 31 <input type="checkbox"/> |

LED nominal lumen

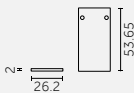

40 W MID POWER LED

| Driver | Version | Length mm | Diffuser | Beamwidth | LED | K | CRI | lm | SDCM | Finishes |
|----------------|---------|-----------|----------|-----------|-----|-----------|-----|------|------|-----------------------------|
| X Not included | T2406 | 2800 | Opal | 105° | QT | 2200-6500 | >90 | 4670 | <3 | 12 <input type="checkbox"/> |
| | | | | | | | | | | 31 <input type="checkbox"/> |

LED nominal lumen

Track 48V Deep / Pendant - Indirect - Accessories

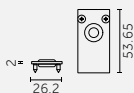
Accessories/
Accessori



Description
End cap for track/
Tappo di chiusura per binario

Code
0.02463.00

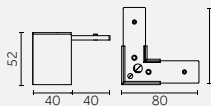
Finishes
12
31



Description
End cap with cable hole/
Tappo di chiusura con foro per cavo

Code
0.02464.00

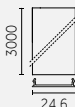
Finishes
12
31



Description
90° corner/
Angolo a 90°

Code
0.02449.00

Finishes
12
31

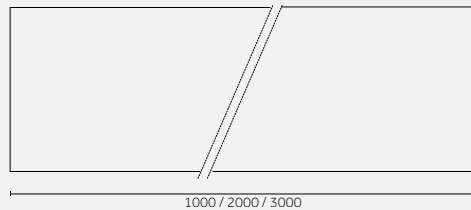
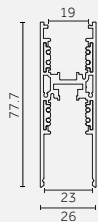




Description
Aesthetic track cover/
Cover di chiusura estetica

Code
0.02424.00

Finishes
10
21

Track 48V - Deep Pendant - Double



Code example:

0.02597.00 12

Electrical Devices: p.170-171

Control systems: p.169

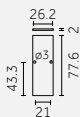
Electromechanical connections: p.169

| Version | Length mm | Weight kg | Finishes |
|-------------------|-----------|-----------|----------|
| 0.02597.00 | 1000 | 1,53 | 12 |
| 0.02598.00 | 2000 | 3,10 | 31 |
| 0.02599.00 | 3000 | 4,60 | |

Notes:

Kit for suspended application to be ordered separately p.168/ Kit per l'applicazione a sospensione da ordinare separatamente vedi p.168

Track 48V - Deep Pendant - Double - Accessories

Accessories/
Accessori

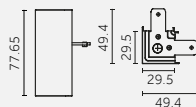
Description

End cap for track/
Tappo di chiusura per binario

Code

0.02589.00

Finishes

12
31 

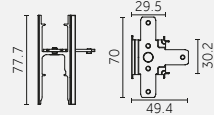
Description

Mechanical L-joint/
Giunto meccanico a L

Code

0.02586.00

Finishes

12
31 

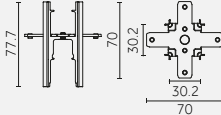
Description

Mechanical T-joint/
Giunto meccanico a T

Code

0.02587.00

Finishes

12
31 

Description

Mechanical X-joint/
Giunto meccanico a X

Code

0.02588.00

Finishes

12
31 

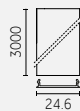
Description

Reinforcing bracket for jointing connection/
Staffa di rinforzo per installazioni in linea continua

Code

0.02487.00

Finishes

10
21 


Description

Aesthetic track joint/
Cover di chiusura estetica

Code

0.02424.00

Finishes

10
21 

Description

Cable cutter/
Tronchese per taglio conduttori del binario

Code

0.02064.0000

**Pendant mounting (surface Slim-mounted track)/
Fissaggio a sospensione (binario da superficie Slim)**



Description

Wire suspension set with 3000mm cable + cylinder ceiling rose + short bracket with gripper for rapid cable Ø 1,5mm installation /
Set sospensione con cavo 3000mm + rosone cilindrico + staffa corta con tenditore per fissaggio rapido del cavo Ø 1,5mm

Code

0.02502.0000



For Track 48V
Surface/
Pendant Slim
p. 162

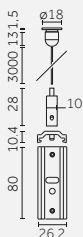


Description

Wire suspension set with 5000mm cable + cylinder ceiling rose + short bracket with gripper for rapid cable Ø 1,5mm installation /
Set sospensione con cavo 5000mm + rosone cilindrico + staffa corta con tenditore per fissaggio rapido del cavo Ø 1,5mm

Code

0.02503.0000



Description

Wire suspension set with 3000mm cable + ceiling rose + long bracket with gripper for rapid cable Ø 1,5mm installation /
Set sospensione con cavo 3000mm + rosone + staffa lunga con tenditore per fissaggio rapido del cavo Ø 1,5mm

Code

0.02518.0000



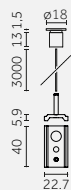
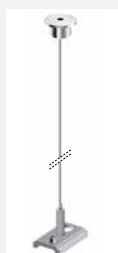
Description

Wire suspension set with 5000mm cable + ceiling rose + long bracket with gripper for rapid cable Ø 1,5mm installation /
Set sospensione con cavo 5000mm + rosone + staffa lunga con tenditore per fissaggio rapido del cavo Ø 1,5mm

Code

0.02519.0000

**Pendant mounting (surface-mounted track)/
Fissaggio a sospensione (binario da superficie)**



Description

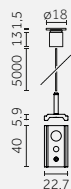
Wire suspension set with 3000mm cable + cylinder ceiling rose + short bracket with gripper for rapid cable Ø 1,5mm installation /
Set sospensione con cavo 3000mm + rosone cilindrico + staffa corta con tenditore per fissaggio rapido del cavo Ø 1,5mm

Code

0.02407.0000



For Track 48V
Surface/
Pendant p. 163



Description

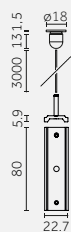
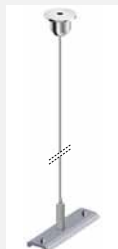
Wire suspension set with 5000mm cable + cylinder ceiling rose + short bracket with gripper for rapid cable Ø 1,5mm installation /
Set sospensione con cavo 5000mm + rosone cilindrico + staffa corta con tenditore per fissaggio rapido del cavo Ø 1,5mm

Code

0.02408.0000



For Track 48V
Deep Surface/
Pendant
p. 164-165

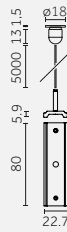
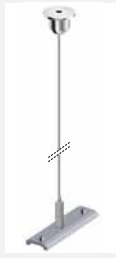


Description

Wire suspension set with 3000mm cable + ceiling rose + long bracket with gripper for rapid cable Ø 1,5mm installation /
Set sospensione con cavo 3000mm + rosone + staffa lunga con tenditore per fissaggio rapido del cavo Ø 1,5mm

Code

0.02409.0000

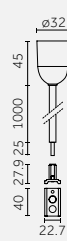


Description

Wire suspension set with 5000mm cable + ceiling rose + long bracket with gripper for rapid cable Ø 1,5mm installation /
Set sospensione con cavo 5000mm + rosone + staffa lunga con tenditore per fissaggio rapido del cavo Ø 1,5mm

Code

0.02410.0000



Description

Suspension kit with 1m tige.
Ceiling bracket, plastic ceiling rose, threaded M6 rod, M6 short bracket /
Set per fissaggio a sospensione con tige 1m.
Staffa per fissaggio a soffitto, rosone in plastica, barra filettata M6, staffa corta M6

Code

0.02488.00

Finishes

| | |
|----|-------------------------------------|
| 10 | <input type="checkbox"/> |
| 21 | <input checked="" type="checkbox"/> |



Description

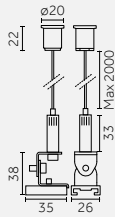
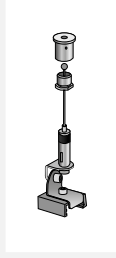
Suspension kit with 1m tige.
Ceiling bracket, plastic ceiling rose, threaded M6 rod, M6 long bracket /
Set per fissaggio a sospensione con tige 1m.
Staffa per fissaggio a soffitto, rosone in plastica, barra filettata M6, staffa lunga M6

Code

0.02520.00

Finishes

| | |
|----|-------------------------------------|
| 10 | <input type="checkbox"/> |
| 21 | <input checked="" type="checkbox"/> |



Description

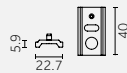
Suspension kit with 2m long wire and counter-balance system /
Set sospensione con cavo da 2m e sistema di contro-bilanciamento

Code

0.02473.00

Finishes

| | |
|----|-------------------------------------|
| 10 | <input type="checkbox"/> |
| 21 | <input checked="" type="checkbox"/> |

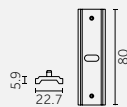


Description

Short bracket for suspension /
Staffa corta per sospensione

Code

0.02479.0000

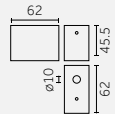


Description

Long bracket for suspension /
Staffa lunga per sospensione

Code

0.02482.0000



Description

Canopy surface kit for suspended track feeding.
Rose, ceiling bracket, 4-pole terminal block and gasket for cable passage /
Set basetta a superficie per alimentazione binario a sospensione.
Rosone, staffa per fissaggio a soffitto, morsettiera 4 poli e guarnizione per il passaggio del cavo

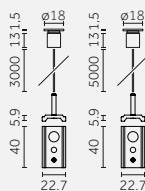
Code

0.02480.00

Finishes

| | |
|----|-------------------------------------|
| 12 | <input type="checkbox"/> |
| 31 | <input checked="" type="checkbox"/> |

**Pendant mounting (Deep Pendant - Double track)/
Fissaggio a sospensione (Binario a sospensione Deep - Doppio)**



Description

Wire suspension set with 3000/5000mm cable + cylinder ceiling rose + short bracket with gripper for rapid cable Ø 1,5mm installation /
Set sospensione con cavo 3000/5000mm + rosone cilindrico + staffa corta con tenditore per fissaggio rapido del cavo Ø 1,5mm

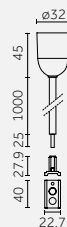
Code

0.02638.0000
3000mm cable

0.02639.0000
5000mm cable



For Track 48V
Deep Pendant -
Double p. 166



Description

Suspension kit with 1m tige.
Ceiling bracket, plastic ceiling rose, threaded M6 rod, M6 short bracket /
Set per fissaggio a sospensione con tige 1m.
Staffa per fissaggio a soffitto, rosone in plastica, barra filettata M6, staffa corta M6

Code

0.02645.00


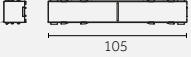



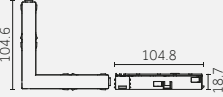

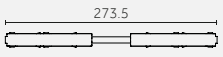

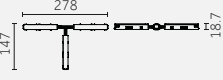

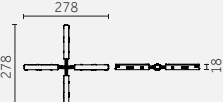
Finishes

| | |
|----|-------------------------------------|
| 10 | <input type="checkbox"/> |
| 21 | <input checked="" type="checkbox"/> |

Electromechanical connections

Electromechanical connections/ Connessioni elettromeccaniche





| | | | | |
|---|---|---|---------------------------|-----------------------------|
|  |  | Description Straight connector/ Giunto passante | Code 0.02486.00 | Finishes 10 21 |
|  |  | Description End feed/ Testata di alimentazione | Code 0.02485.00 | Finishes 10 21 |
|  |  | Description Feeding connector for 90° corner/ Giunto di alimentazione per angolo 90° | Code 0.02484.00 | Finishes 10 21 |
|  |  | Description Flexible connector for 90° corner/ Giunto flessibile per angolo 90° | Code 0.02404.00 | Finishes 10 21 |
|  |  | Description T joint/ giunto a T | Code 0.02427.00 | Finishes 10 21 |
|  |  | Description X joint/ giunto a X | Code 0.02428.00 | Finishes 10 21 |

Control systems

Track 48V - Casambi Bluetooth

Control systems

| | | | | | |
|---|---|---|---------------------|---------------------------|-----------------------------|
|  |  | Description Wireless control device for 48V track*/ Dispositivo di controllo wireless per binario 48V* | Vdc 48Vdc | Code H.26104.00 | Finishes 10 21 |
|---|---|---|---------------------|---------------------------|-----------------------------|





EN *To discover more, check out our Bluetooth control brochure.

IT *Per saperne di più, consultate la nostra brochure sul controllo Bluetooth

Electrical Devices

Track 48V - Remote driver

Driver

| 60 W | | | | | | | | |
|--------------|----------------------|-----|---|--------------------|-------|----------------------|----------------------|---------------------|
| Type | Code | W | Size (mm) | Tech. info | Vdc | Connectable fixtures | Max.distance | Cable section |
| On/Off | 0.31655.0000 | 60 |  | 220-240V / 50/60Hz | 48Vdc | Max: 55 W | See chart here below | 1.5 mm ² |
| 70 W | | | | | | | | |
| Type | Code | W | Size (mm) | Tech. info | Vdc | Connectable fixtures | Max.distance | Cable section |
| On/Off | 0.31656.0000 | 100 |  | 220-240V / 50/60Hz | 48Vdc | Max: 90 W | See chart here below | 1.5 mm ² |
| 150 W | | | | | | | | |
| Type | Code | W | Size (mm) | Tech. info | Vdc | Connectable fixtures | Max.distance | Cable section |
| On/Off | 0.31650.0000 | 150 |  | 220-240V / 50/60Hz | 48Vdc | Max: 140 W | See chart here below | 1.5 mm ² |
| 200 W | | | | | | | | |
| Type | Code | W | Size (mm) | Tech. info | Vdc | Connectable fixtures | Max.distance | Cable section |
| On/Off | 0.31657.0000* | 250 |  | 220-240V / 50/60Hz | 48Vdc | Max: 235 W | See chart here below | 1.5 mm ² |



*On request/Sur richiesta

| Driver | (a) | 5 m | 10m | 20 m | 30 m |
|--------------|-----|------|------|------|------|
| 60 W | (b) | 55 m | 50 m | 40 m | 30 m |
| 100 W | (b) | 35 m | 30 m | 20 m | 10 m |
| 150 W | (b) | 20 m | 15 m | 5 m | - |
| 250 W | (b) | 15 m | 10 m | - | - |

Track 48V - In-Track driver

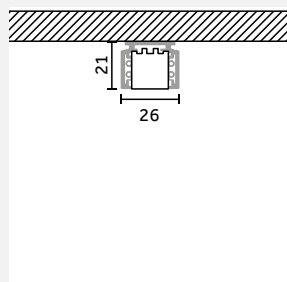
In-Track driver

100 W

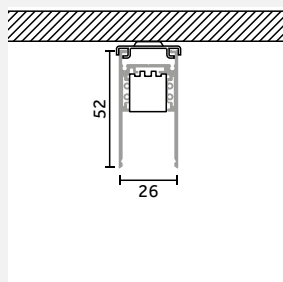
| Type | Code | W | Size (mm) | Tech. info | Vdc | Connectable fixtures | Cable length: | Cable section |
|--------|---------------------|-----|--|--------------------|-------|----------------------|---------------|---------------------|
| On/Off | 0.30550.0000 | 100 |  I 19 298 16 | 220-240V / 50/60Hz | 48Vdc | Max: 90 W | 2.80 m | 2.5 mm ² |
| DALI | D.30550.0000 | 100 |  I 19 298 16 | 220-240V / 50/60Hz | 48Vdc | Max: 90 W | 2.80 m | 2.5 mm ² |



In-Track driver 100W





In standart Track 48V



In deep Track 48V

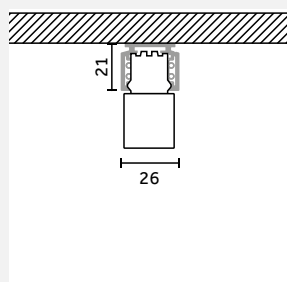
In-Track driver

250 W

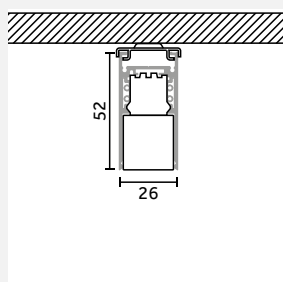
| Type | Code | W | Size (mm) | Tech. info | Vdc | Connectable fixtures | Cable length: | Cable section |
|--------|---------------------|-----|--|--------------------|-------|----------------------|---------------|---------------------|
| On/Off | 0.30551.0000 | 250 |  I 43.5 268 22 | 220-240V / 50/60Hz | 48Vdc | Max: 240 W | 2.80 m | 2.5 mm ² |
| DALI | D.30551.0000 | 250 |  I 43.5 268 22 | 220-240V / 50/60Hz | 48Vdc | Max: 240 W | 2.80 m | 2.5 mm ² |



In-Track driver 250W



In standart Track 48V



In deep Track 48V

Are you work
high voltage
Discover the
system

Working with
track?
230V

^{EN} The Ghostrack (230V) system lets you create unique lighting schemes and configurations. Its patented technology features an invisible adapter and driver for single or cluster installations on a standard 3-circuit track. Designed to be the perfect solution for accent and diffusive lighting, it consists of spotlights, pendant and linear fixtures.

^{IT} Il Sistema Ghostrack (230V) offre la possibilità di creare configurazioni e layout illuminotecnici unici. La sua innovativa tecnologia brevettata è dotata di adattatore e driver invisibili, per un'installazione singola o in cluster su binari standard. Progettato per essere la soluzione ideale per l'illuminazione d'accento e generale, è composto da proiettori, pendant e lineari.



^{EN} Discover Ghostrack System (230V) on reggiani.net

^{IT} Scopri Ghostrack System (230V) su reggiani.net

Versions:



Spotlights

Yori Evo Ghostrack
Yori Evo Ghostrack - Zoom



Pendants

Yori Pendant Ghostrack




Linears

Incline Opal
Incline Opal Drop
Incline Dark Performance
Incline Wall Washer



Mains Voltage Tracks

Recessed
Surface/Pendant
Surface/Pendant - Round
Pendant Indirect
Supertrack
HTrack



Reggiani

©
2024
Reggiani Lighting Srl
All rights reserved

^{EN} Reggiani Lighting Srl reserves the right to make technical, design and size changes at any time, without prior notice. Total or partial reproduction of this document is prohibited. Luminaire sizes are given in millimetres. All technical and design innovations are patented. Watts and lumens refer to the nominal values of the LED source; for photometric data and lumen output of the luminaires, visit www.reggiani.net

^{IT} Reggiani Lighting Srl si riserva la facoltà di effettuare in qualsiasi momento senza preavviso, variazioni tecniche, formali e dimensionali. Sono vietate le riproduzioni anche parziali del presente documento. Le dimensioni degli apparecchi sono espresse in millimetri. Tutte le innovazioni tecniche e formali sono coperte da brevetto. Watt e lumen fanno riferimento ai valori nominali della sorgente LED, per i dati fotometrici e il lumen output degli apparecchi visitare www.reggiani.net

HEADQUARTERS
Reggiani Lighting Srl

Viale Monza 16
20845 Sovico (MB), Italy
T. (+39) 039 20711

Art direction
Reggiani

Graphic design
Reggiani

Pictures
Lens visual (p.6,10,12,73,99,115,140,147)
Alexandre Van Battel (p.11,55)
Courtesy of Holcim (p.54)



Part of
NEMO Group

www.reggiani.net

[#theilluminationcollective](https://twitter.com/theilluminationcollective)